



STAFF REPORT

City Council

Meeting Date:

11/12/2024

Staff Report Number:

24-190-CC

Informational Item:

Update on childcare survey results and preliminary research and analysis of preschool needs

Recommendation

Staff recommends that City Council receive this informational report containing updates on the childcare needs analysis process, including a research and analysis preliminary report (Attachment A) and the childcare survey results (Attachment B). The intent of sharing the preliminary report and survey results with City Council at this time is to provide a progress update and to highlight some preliminary indicators from the research performed to date. City staff and consultants are conducting additional research and analysis and preparing potential service adaptation options for City preschools. Staff anticipates presenting a final report with options and recommendations to City Council for direction tentatively in early 2025.

Policy Issues

City Council provides policy direction to the city manager regarding services to the community; allocates resources to support City services; and sets prioritization for the use of City resources to serve the community.

Background

On April 2, City Council received an informational item about City-run childcare programs. The update transmitted background information about the City of Menlo Park's two preschool centers, Menlo Children's Center (MCC) and Belle Haven Child Development Center (BHCDC) and described current enrollment trends and outlined potential causes of low enrollment in recent years (Attachment C).

On Sept. 10, City Council held a study session and preliminary review of City-run preschool programs. The City Council discussed and provided direction to staff to: conduct broad outreach for a Menlo Park child care needs survey; engage child care staff input in the process; leverage partnerships with schools to seek insight into preschool enrollment trends; rapidly respond to known changes in the market for child care services; investigate accreditation opportunities for City preschools; pursue grant opportunities to support child care programs; review compensation levels and job classifications for child care staff (Attachment D).

Analysis

Preliminary research and analysis

The City engaged the services of Solutionary Advisors, an education consulting firm founded by former Menlo Park City School District superintendent Erik Burmeister, to support analysis of the City's early learning and care programs and community needs. A preliminary draft research and analysis report prepared by Solutionary Advisors is provided in Attachment A, and includes the following sections:

1. Executive summary

2. Overview of survey results
3. Focus group feedback
4. City-run preschool programs overview
5. Overviews of the preschool landscape in Menlo Park
6. List of recently closed preschools in Menlo Park
7. Review of preschool programs associated with nearby cities

The preliminary report is still in draft format pending additional research and refinement; the final report and recommendations are anticipated to be presented to City Council in early 2025.

Survey of childcare needs in Menlo Park

City staff opened a citywide survey to gain insight into Menlo Park residents' needs and preferences for child care. The survey was open from Sept. 17 to Oct. 17 and was distributed in English and Spanish through direct email to resident households with children; via printed bilingual handbills and signage in City facilities; and through the distribution networks of Menlo Park's school districts. The survey received responses from 627 participants, over 90% of whom self-identified as incorporated City of Menlo Park residents. Approximately 70% of participants completed all survey questions and 413 free-text comments were shared. The survey results and sample datasets are provided in Attachment B.

Summary of common challenges and suggested solutions

Overall, community feedback from the survey and in-person focus groups indicate that some of the more common challenges for families seeking preschool child care in Menlo Park include: affordability, serving infants and toddlers, schedule flexibility, safety and trustworthiness, and educational value. Based on these indicators, staff and the consultants are evaluating community suggestions and possible options for City preschools including (Table 1):

Table 1: Common challenges and community suggested solutions

Challenge	Community needs	Community suggestions
Affordability	Affordable childcare that doesn't compromise on quality or safety. Financial support options such as subsidies, grants or employer - sponsored programs.	<ul style="list-style-type: none"> • Sliding scale fees: Some parents suggested more programs offering sliding scale fees based on income to make childcare more accessible, including for middle-income families who still find childcare costs unaffordable. • Cooperative care: Some parents proposed more cooperative childcare models, where families rotate care duties to lower cost of care. • City and/or school employees: Some families proposed priority enrollment and reduced fees for city and/or school employees.
Infant/toddler care	Affordable, high-quality childcare for infants and toddlers.	<ul style="list-style-type: none"> • More spaces for infants and toddlers: Multiple families identified a need for high-quality infant and toddler care. • Subsidized care: Parents emphasized the need for affordable care for infants and toddlers. • Continuity of care: Provide infant and toddler care on the same site as preschool programs to allow for continuity of care and relationships.
Flexible scheduling	Childcare services that offer non-standard hours, including early mornings, evenings, weekends and drop-in care. Flexibility in care options for part-time or occasional needs.	<ul style="list-style-type: none"> • Extended hours and drop-in care: Parents suggested that childcare providers extend their hours, offering earlier start times and later pickup options. Flexibility for drop-in care—especially in after-school programs—was also mentioned as a key improvement. • Part-time or custom schedules: Many families expressed a desire for part-time care options where they could pay for just the hours they need instead of a full day. • Partnerships with schools: Some suggested closer collaboration between schools to coordinate after-school care, especially for TK.
Safety and trustworthiness	Clear communication about the quality and programming at the centers. Assurance that childcare environments are safe, secure and trustworthy.	<ul style="list-style-type: none"> • Communication: Many families identified a need for more readily available information about the program's quality and staff. • Trust-building initiatives: Solutions included meet-and-greets with caregivers, parental involvement opportunities or digital updates (e.g., live feeds, apps) to provide real-time updates on their child's well-being during care.
Educational value	Programs that emphasize developmentally appropriate activities and provide opportunities for enrichment and cognitive development.	<ul style="list-style-type: none"> • Clear early childhood philosophy: Many families seek early care programs with a clear educational philosophy, such as Montessori, Reggio-Emilio or other developmentally appropriate approaches. • Enrichment programs: Parents emphasized integrating enriched learning opportunities, such as language immersion, arts and social-emotional learning, into care.

Next steps

City staff and consultants are conducting additional research and preparing a final report with options and recommendations for City-run preschools. Staff anticipates presenting the final report to City Council for direction tentatively in early 2025. The report will include the following:

1. Final report and presentation of childcare needs analysis findings
2. Survey crosstab analysis and additional research
3. Comparison of enrollment fees charged by preschools in Menlo Park
4. Analysis of operational model and staffing in City-run preschools
5. Analysis of operational models and staffing in other nearby city-based preschools
6. Options for potential City preschool service adaptation
7. Financial impacts and estimated implementation timelines for each option
8. Recommended service adaptation models and next steps.

Impact on City Resources

The City of Menlo Park fiscal year 2024-25 operating budget has sufficient resources allocated to support the operations of City-run preschools in the current fiscal year, and to support the cost of contracted consulting services for producing the preschool program analysis described in this report. As part of the program analysis, City staff will prepare assessments of financial impacts related to preschool enrollment strategies for City Council in the context of the fiscal year 2025-26 budget deliberations beginning later in the spring.

Environmental Review

This informational item is not a project within the meaning of the California Environmental Quality Act (CEQA) Guidelines §§15378 and 15061(b)(3) as it will not result in any direct or indirect physical change in the environment.

Public Notice

Public notification was achieved by posting the agenda, with the agenda items being listed, at least 72 hours prior to the meeting. In addition, staff directly notified all families currently enrolled in City childcare programs about this study session including a link to the agenda and staff report.

Attachments

- A. Research and analysis preliminary report
- B. Survey results
- C. Hyperlink – April 2 Staff Report #24-056-CC: menlopark.gov/files/sharedassets/public/v/1/agendas-and-minutes/city-council/2024-meetings/agendas/20240402/m2-20240402-cc-childcare-programs-update.pdf
- D. Hyperlink – Sept. 10 Staff Report #24-153-CC: menlopark.gov/files/sharedassets/public/v/1/agendas-and-minutes/city-council/2024-meetings/agendas/20240910/g1-20240910-cc-city-run-preschool-programs.pdf

Report prepared by:

Natalya Jones, Library and Community Services Manager

Nick Szegda, Assistant Library and Community Services Director

Staff Report #: 24-190-CC

Report reviewed by:
Sean S. Reinhart, Library and Community Services Director



**Menlo Park Childcare Needs Assessment
Preliminary Report November 2024**

Table of Contents	Page
Executive Summary	Page 1
City of Menlo Park Childcare Needs Assessment Survey Report	Page 3
City-Operated Preschools: Focus Groups with Staff and Parents/Guardians of Report	Page 14
City-Operated Preschools: Program Overview	Page 24
Preschool Landscape: Local Preschool Director Interviews Report	Page 30
Preschool Landscape: Local Preschools and Trends Research Report	Page 36
Preschool Landscape: Local Preschools that Have Recently Closed	Page 42
Preschool Landscape: Nearby City-Based Childcare Programs	Page 43



Menlo Park Childcare Needs Assessment Executive Summary

Guiding Question: *How might the City of Menlo Park's early care and learning programs better meet the evolving needs of the community while ensuring the financial sustainability of the programs?*

To gain insight into this question, the City of Menlo Park partnered with Solutionary Advisors to conduct research and to listen to the people who are closest to the challenge: resident parents/guardians, non-resident parents/guardians who need local childcare, local preschool directors, parents/guardians with children currently enrolled in city-operated preschools, and the city's preschool staff who interact with parents and children daily.

In our research, we found the combined impact of the pandemic and the full implementation of no-cost Transitional Kindergarten (TK) at age four have reshaped the demand for preschool across the state. In addition, declining birth rates across the City of Menlo Park and San Mateo County project an additional decrease in the need for childcare¹. Transitional Kindergarten, work-from-home arrangements, and population changes have fundamentally altered the preschool market.²

This report includes preliminary findings from the Childcare Needs Assessment Survey, Focus Groups with staff and families at Belle Haven Child Development Center (BHCD) and Menlo Children's Center (MCC), local Preschool Director Interviews, and a review of the Menlo Park preschool landscape and city-operated early care centers.

The City conducted the Menlo Park Childcare Needs Assessment Survey in September - October of 2024. The survey was completed by 627 respondents, 97% of whom identified as a parent/guardian of a child under 12. The survey highlighted the need for affordable, flexible, and trustworthy child care that provides educational value, with emphasis on the need for more infant and toddler programming in the community.

Solutionary Advisors conducted four (4) Focus Groups with staff and caregivers at the Menlo Children's Center (MCC) and Belle Haven Child Development Center (BHCD) in October 2024. Focus group participants identified challenges around affordable care, flexible scheduling, communication/marketing, transportation, and accessing care for younger children.

¹ Enrollment Projection Consultants. (2022). *Projected Enrollments 2022 to 2027 in the Menlo Park City School District*. [https://go.boarddocs.com/ca/mpcsd/Board.nsf/files/CLNPD661879D/\\$file/2022-23%20MPCSD%20Forecast%20Update%20Report.pdf](https://go.boarddocs.com/ca/mpcsd/Board.nsf/files/CLNPD661879D/$file/2022-23%20MPCSD%20Forecast%20Update%20Report.pdf)

² San Mateo County Child Care Partnership Council, San Mateo County Office of Education, San Mateo County Superintendent of Schools, & Brion Economics. (2022). *San Mateo County Profile: Child Care Needs Assessment 2022 and 2032: Supply and Demand Summary*. https://www.smcoe.org/assets/files/About_FIL/Child%20Care%20Partnership%20Council_FIL/Needs%20Assessment_FIL/2022%20SMC%20Countywide%20Profile-11.28.22.pdf

Common challenges emerged across the survey and focus groups in the areas of **affordability**, **flexible scheduling**, serving **infants and toddlers**, and **communicating the quality** of the program. These common challenges point to possible solutions to increase enrollment at both centers.

Challenges	Possible Solutions
Affordability	<ul style="list-style-type: none"> ➤ Sliding Scale Fees (beyond CSPP sliding scale fees) ➤ Scholarships ➤ Cooperative Care ➤ Subsidized rates for city and school employees ➤ Fee options based on schedule
Flexible Scheduling	<ul style="list-style-type: none"> ➤ Extended hours ➤ Flexible Scheduling (part day, 2-3 days a week, etc.) ➤ Drop-in care ➤ TK afterschool programming
Infant/Toddler Care	<ul style="list-style-type: none"> ➤ Expanded infant and toddler care at MCC ➤ Toddler care at BHCDC ➤ Subsidies for infant and toddler care
Communication and Marketing	<ul style="list-style-type: none"> ➤ Enhanced website ➤ Community outreach and events ➤ Simplified enrollment ➤ Proactive communication with potential families

Next Steps

Solutionary Advisors and City of Menlo Park staff will engage in additional research to prepare a full report with recommendations for the City Council in February of 2025.

The following additional research and recommendations will be shared with the City Council in a full report in February 2025:

1. Options for service adaptations in response to changing community needs
2. Financial impacts of each option
3. Comparison of the MCC and BHCDC fees with other programs
4. In-depth analysis of current preschool staffing
5. Additional research and cross-tab analysis of survey results



Menlo Park Childcare Needs Assessment Survey Report

Guiding Question: *How might the City of Menlo Park's early care and learning programs better meet the evolving needs of the community while ensuring the financial sustainability of the programs?*

Survey Design

The Menlo Park Childcare Needs Assessment Survey was created to obtain up-to-date information from Menlo Park families regarding their childcare needs. The goal was to supplement the 2022 San Mateo County (SMC) Childcare needs assessment, which had a low response rate from Menlo Park residents (61 responses). The SMC Survey was also completed before the full effects of Universal Transitional Kindergarten in California began to impact preschool enrollment. The Menlo Park Survey replicated the content of the SMC Survey as it was a well-constructed assessment, and we would have the capacity to compare data. There were 36 multiple-choice questions, plus a comment opportunity to answer the question, "Please tell us your ideas, needs, and suggestions for child care programs." The Survey was designed to take approximately 5 minutes to complete.

The Menlo Park Survey was open from September 14 to October 17, 2024. Various communication avenues ensured that a cross-section of Menlo Park families completed the survey. The survey had a translation feature allowing residents to read and respond in their native language. The survey link was shared in the City of Menlo Park newsletter, City of Menlo Park employees via email, and school district communication in Menlo Park, Ravenswood, and Las Lomitas. It was included in several local preschool center communications, including the Menlo Children's Center (MCC) and Belle Haven Child Development Center (BHCD). A paper version of the survey was available in Spanish and English at the Library, BHCD, and MCC.

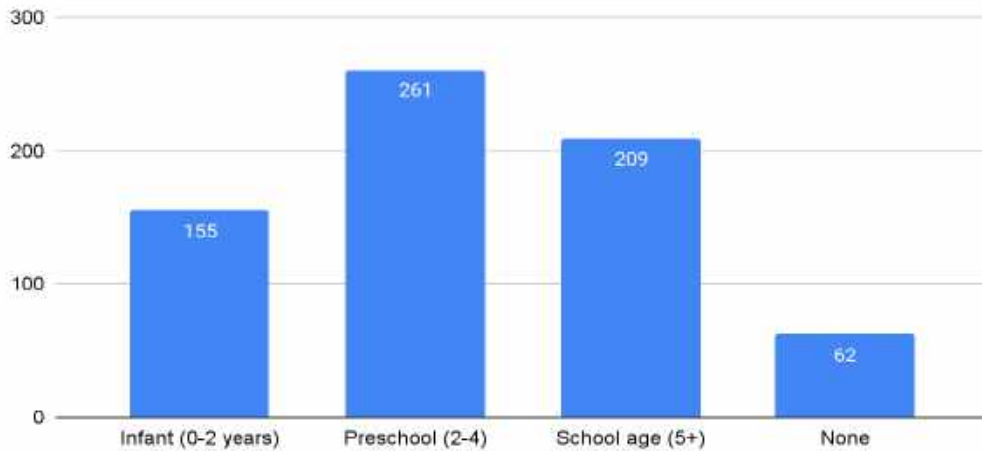
Responses

627 people took the survey. Approximately 70% of respondents fully completed the survey, and 413 comments were shared, representing 66% of respondents.

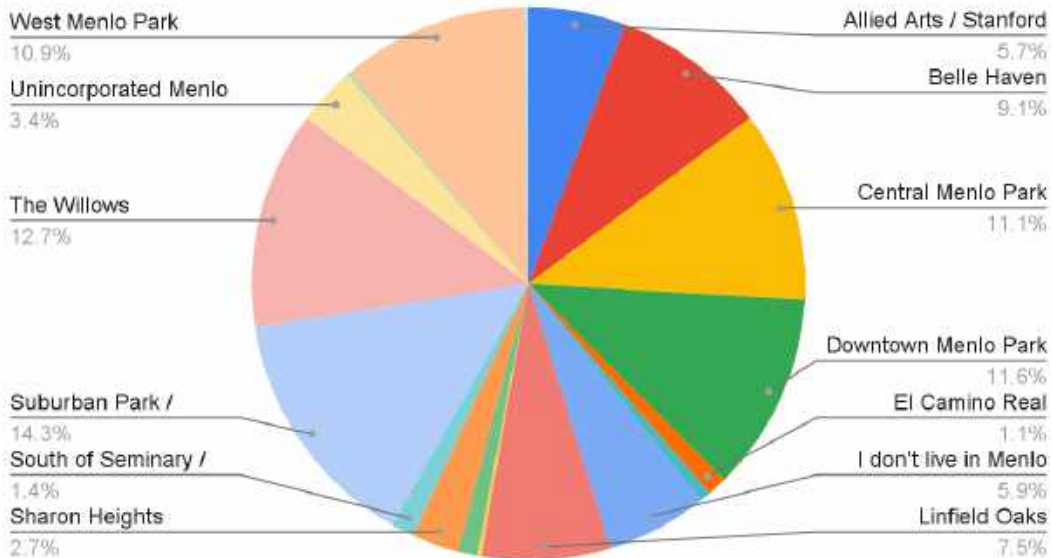
Demographics

The vast majority—97%—identified as the parent/guardian for a child under 12. Most responses were from families with a child under five (5). Most respondents (approximately 94%) were Menlo Park residents, representing a broad cross-section of the city. Non-residents were likely people working in the community or residing in adjacent communities, such as East Palo Alto, Atherton, Redwood City, and Palo Alto. Respondents either currently access childcare in Menlo Park or expect to in the near future.

Please select the ages of your children for which you are currently using child care support. Please select all that apply.



What neighborhood of Menlo Park do you live in now?



Summary of Feedback

Respondents prioritized the need for **affordable**, **flexible**, and **trustworthy** child care that provides **educational value**. In addition, many families indicated a need for more **infant/toddler** programming. These themes reflect the core concerns of parents juggling work and family life, underscoring the critical areas for improvement in childcare services. Affordability was the number one issue for families, closely followed by flexible scheduling and infant/toddler care. The need for local, neighborhood-based childcare was a clear priority for many respondents, as was continuity of care for young children. Many families also identified a need for more readily available information about the city-operated early care programs, especially to create more trust in the educational value of early childhood programs. Addressing these critical needs can lead to more satisfied families and accessible childcare solutions.

Highest priorities for childcare based on survey answers and comments:

Affordability

Affordability was the highest priority for families, with 83% of the survey participants stating that affordable care was “somewhat” to “very hard” to find. Families consistently mention that childcare is too expensive. Many respondents expressed that finding quality care within their budget is challenging, with some mentioning that they’ve had to make sacrifices in other areas to afford it. This was the most mentioned topic in the comments, with the words “cost,” “affordable,” and “budget” appearing frequently, highlighting the financial strain parents feel.

“Tuition rates should be made more reasonable for families.”

- Allied Arts/Stanford Park resident, parent of 3 and 6-year-old

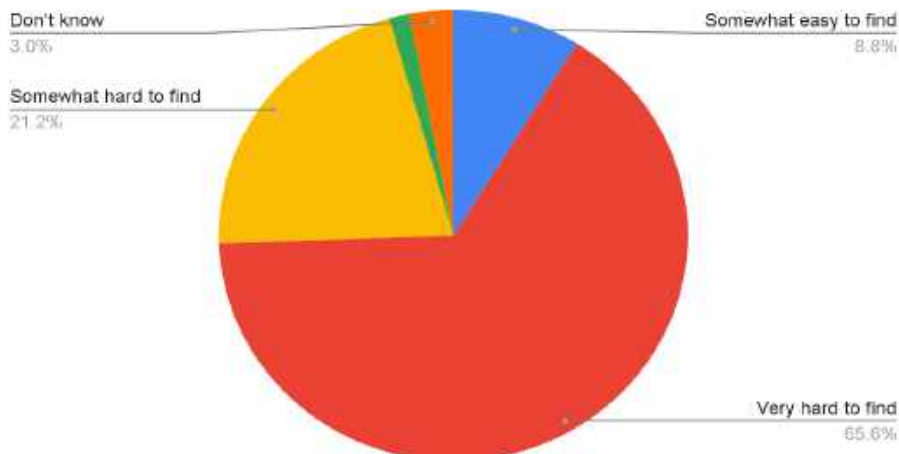
“We need more affordable and/or subsidized childcare options.”

-Central Menlo Park Resident, parent of 5 and 7-year-old

“We need subsidies that are above the poverty line or maximum income benchmarks.”

-Belle Haven Resident and parent of 2-year-old

How easy or hard it was to find affordable care for your children?



Infant and Toddler Care

Finding care, especially affordable care, for infants and toddlers is one of the biggest challenges identified by survey respondents. “Infant care” was the second most mentioned need in the comments. While most people prefer in-home care for children ages 0-2, the preference for children ages 2-4 is center-based care over in-home care.

“It was extremely difficult to find affordable childcare options for my infant.”
- The Willows Resident, parent of an infant

“more programs for children 18 months - 3 years old.”
-Downtown Menlo Park Resident, parent of 1 & 3-year-old

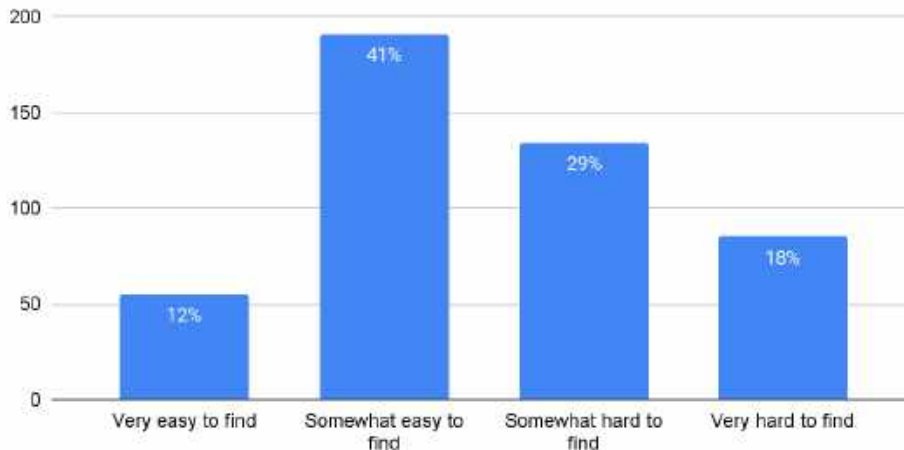
Flexible Scheduling

Flexible scheduling is also an important issue for families. Almost 50% of families say their desired schedule is “somewhat” to “very hard” to find. There is a strong need for care options that accommodate non-traditional work schedules, part-time hours, and last-minute needs. Families mentioned that rigid hours don’t align with their work demands, particularly for parents working shifts or freelance jobs. Multiple comments asked for extended hours, flexible scheduling, and/or drop-in care.

“It would be great to have the TK day longer so the young kids do not spend so much time at the after-school aftercare program; I think they need more intimate support at age 4.”
- Downtown Menlo Park Resident, Parent of 4 & 8 yr old

“Drop-in care/as-needed care would be great!”
- Central Menlo Park Resident, parent of 2-year-old & infant

How easy or hard it was to find your desired schedule for childcare?

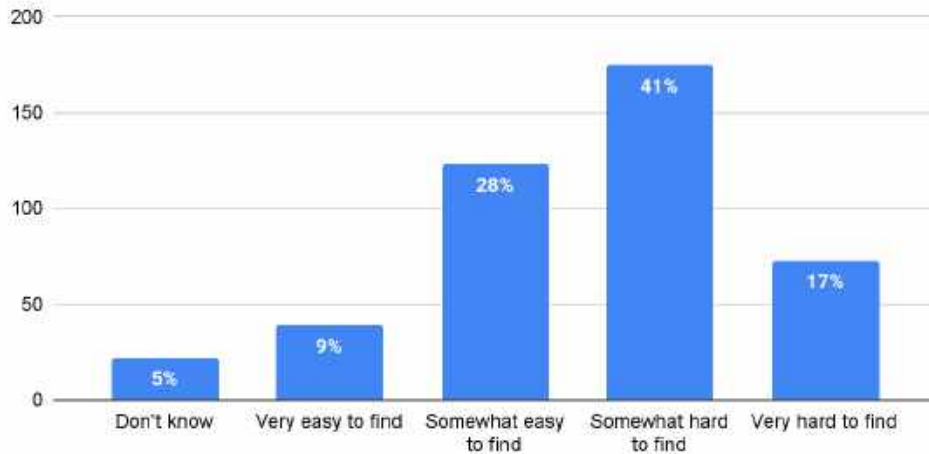


Safety and Trustworthiness

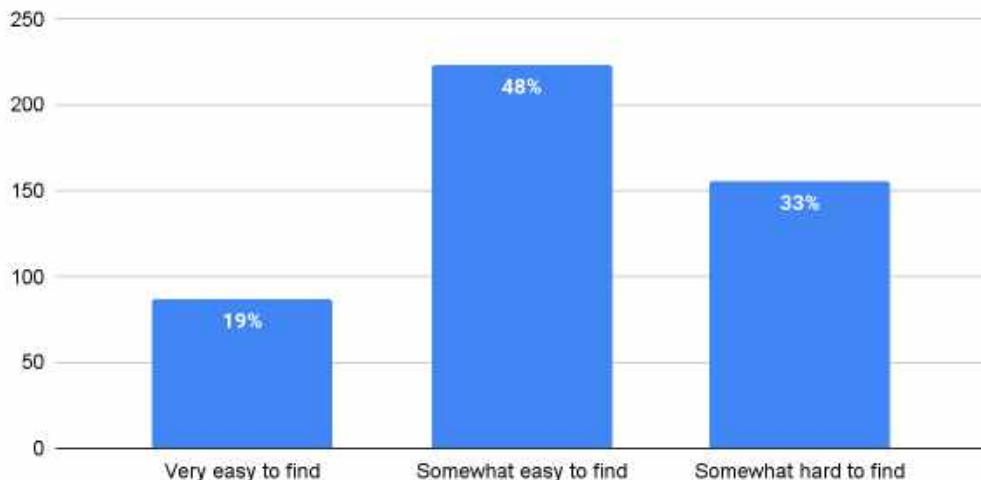
Safety is a significant priority for parents. Over 60% of respondents who answered this question (285 people) said well-trained, experienced caregivers are “somewhat” to “very hard” to find. Families are particularly concerned about caregiver qualifications, cleanliness, and the overall security of the environment. Parents want peace of mind knowing their children are in good hands while they are away. Words such as “trust,” “safe,” and “qualified” appeared often in the feedback.

“Our top two priorities would be care that’s healthy and safe (good indoor air quality is really important to us), and provides an enriching learning environment.”
 - Felton Gables Resident and parent of an infant

How easy or hard it was to find well-trained, experienced educators/caregivers for your children?



How easy or hard it was to find safe and healthy care for your children?



Educational Value

Parents are increasingly looking for childcare that also provides early learning opportunities. Parents want programs beyond 'basic' care to include activities that promote children's cognitive, social, and emotional development. Continuity of care was also very important to families, as they recognized that frequent changes in their learning environment were disruptive for young children. Words like "learning," "development," and "education" were used often in comments.

"activities available that foster the child/children's social and emotional growth, play-based."
- West Menlo Park Resident, parent of 7 and 9-year-old

Respondent Suggestions in Comments

413 comments were logged in response to the question, "Please tell us your ideas, needs, and suggestions for childcare programs." In reviewing the feedback from families, several suggested solutions emerged in response to their most significant challenges and needs around childcare.

Challenge	Biggest Needs	Suggestions Offered in Comments
Affordability	<p>Affordable childcare that doesn't compromise on quality or safety.</p> <p>Financial support options such as subsidies, grants, or employer - sponsored programs.</p>	<ul style="list-style-type: none"> • Sliding Scale Fees: Some parents suggested more programs offering sliding scale fees based on income to make childcare more accessible. Particularly for middle-income families who still find childcare costs unaffordable. • Cooperative Care: Some parents proposed more cooperative childcare models, where families rotate care duties to lower cost of care. • City and/or School Employees: Some families proposed priority enrollment and reduced fees for city and school employees
Infant Toddler Care	Affordable, high-quality childcare for infants and toddlers.	<ul style="list-style-type: none"> • Increase spaces for infants and toddlers: Multiple families identified a need for high-quality infant and toddler care • Subsidized Care: Parents emphasized the need for affordable care for infants and toddlers. • Continuity of Care: Provide infant and toddler care on the same site as preschool programs to allow for continuity of care and relationships

Challenge	Biggest Needs	Suggestions Offered in Comments
Flexibility	<p>Childcare services that offer non-standard hours, including early mornings, evenings, weekends, and drop-in care.</p> <p>Flexibility in care options for part-time or occasional needs.</p>	<ul style="list-style-type: none"> • Extended Hours and Drop-In Care: Parents suggested that childcare providers extend their hours, offering earlier start times and later pick-up options. Flexibility for drop-in care—especially in after-school programs—was also mentioned as a key improvement. • Part-Time or Custom Schedules: Many families expressed a desire for part-time care options where they could pay for just the hours they need instead of a full day. • Partnerships with Schools: Some suggested closer collaboration between schools to coordinate after-school care, especially for TK.
Safety and Trustworthiness	<p>Clear communication about the quality and programming at the centers.</p> <p>Assurance that childcare environments are safe, secure and trustworthy.</p>	<ul style="list-style-type: none"> • Communication: Many families identified a need for more readily available information about the program's quality and staff. • Trust-Building Initiatives: Solutions included meet-and-greets with caregivers, parental involvement opportunities, or digital updates (e.g., live feeds, apps) to provide real-time updates on their child's wellbeing during care.
Educational Value	<p>Programs that emphasize developmentally appropriate activities and provide opportunities for enrichment and cognitive development.</p>	<ul style="list-style-type: none"> • Clear Early Childhood Philosophy: Many families seek early care programs with a clear educational philosophy, such as Montessori, Reggio-Emilio, or other developmentally appropriate approaches. • Enrichment Programs: Parents emphasized integrating enriched learning opportunities, such as language immersion, arts, and social-emotional learning, into care.

Survey Comments Categorized by Top Five Challenges

Prompt: "Please tell us your ideas, needs, and suggestions for childcare programs."

Affordable Care

- *Free childcare is desperately needed here in Menlo Park.*
- *We need affordable, good-quality daycare for our toddler.*
- *Affordability, availability, and flexible schedules are the most pressing issues surrounding childcare for our family (and presumably many others). It would be helpful to consider what additional subsidies or discounts we can offer for those in need.*
- *It must be as affordable as possible,*
- *More preschool scholarships*
- *more affordable, better childcare subsidies. Both my husband and I are medical trainees and early <\$100K each per year, making much of the Bay Area childcare options very difficult to afford, particularly given high rental costs as well.*
- *Affordable preschool*
- *Also, tuition rates should be made more reasonable for families.*
- *Affordable child care for my twins, 2 yrs 10 months.*
- *Safe, affordable*
- *I am very low income and I applied for every program I could find, 4c's, etc... I have never received any funding or subsidy for child care. I currently pay approximately half of my salary annually for child care alone. I am on food stamps and struggling financially because of how much money I pay to a childcare provider. I am a single mother, and it feels like even though there "appears" to be help for child care in the city/county, in reality, it is almost impossible to access.*
- *subsidized programs*
- *More affordable price*
- *there is no affordable childcare center in Menlo Park.*
- *Reasonable fee for childcare*
- *Pricing is just too high for what you're getting. Teachers at the local Menlo Park city-run daycares are not qualified and overworked*
- *Year-long full-time quality and affordable child care near home*
- *more affordable,*
- *affordable with a qualified teacher*
- *I need affordable and safe childcare programs*
- *Sliding scale-based tuition should be implemented in all city childcare programs as soon as possible. The demographics in Menlo Park are very mixed. Some are very wealthy, and others have to choose between work and their children. Menlo Park has only widened the gap by not making any changes in a timely matter, not months or years.*
- *I would like affordable, high-quality childcare within the community/school system.*
- *We need subsidies that are above the poverty line or maximum income benchmarks. We also need to increase how much pretax salary can go towards health, daycare etc.*
- *Equal services for those who live in unincorporated Menlo Park without the fee markup*

Infant and toddler care

- *Programs like PACCC in Palo Alto: Our children attended infant daycare and preschool with PACCC, partly due to the lack of similar options in Menlo Park.*
- *We need more child care options for 3mo - 2 years old and full time.*
- *More availability for under two-year-olds;*
- *I love that MPCSD offers care at the early learning centers. I wish that had been available when my kids were younger. That said, it feels like there is a gap for 2-3-year-olds. Infant/toddler programs typically only offer care for children under 24 months, so I'm not sure what you do when your child ages out of infant/toddler but isn't old enough for the early learning center.*

The PACCC model might be a good model for the City of Menlo Park/MPCSD to consider. Even though we live in MP, our children attended PACCC programs from birth until they were able to attend kindergarten.
- *more programs for children 18 months - 3 years old.*
- *Infant programs need to be more available. At five weeks pregnant, we placed ourselves on eight waitlists. One year later, when our child was four months old and needed to start in daycare, we were off the waitlist at one location. This required a 30-minute drive from our house to the center. We got into our desired center seven months later (total wait time of 19 months). This center costs \$35,000 per year but has the required hours and is near our home and work.*
- *More affordable childcare options for infants.*
- *Low-cost multilingual colocated infant and toddler programs*
- *adding an option for infant care 0-24 months)*
- *It was extremely difficult to find affordable, available childcare options for my infant.*
- *affordable for infants and good hours*
- *The city needs more options for children less than 18 months of age, at least 12 months.*
- *MCC is amazing; I wish it were more affordable for smaller kids (I can't afford 2,5k per child per month; we have twins).*
- *We need more infant capacity.*
- *We were fortunate to get into the Google Children's Center when our firstborn was 8 months old. They employed excellent teachers, had great Reggio Emilia enrichment opportunities, and fed the children daily. It is very difficult to find programs like that, and now that one is also dismantled. A place that could take infants and work on potty training was an absolute must.*
- *We currently use a nanny share program because we weren't able to find childcare from the city before 18 months. Once our child was old enough, we reached out, but weren't able to get in. We live right across the street from Menlo Children's Center and would love nothing more than to send our child there. The city needs options for younger kids and more options for families to use childcare close to their homes.*
- *It would be great if it started earlier than 18 months so the newborn stage would be great to have city resources that can help with versus MCC only starts at 18 months*
- *More openings and classes for infants*
- *Quality childcare program near home for young toddlers and older toddlers.*
- *It would be great if there's zero to affordable cost for child care for ages 0-2 because we are planning to have another baby, and finances are one of the hindrances.*

Flexibility

- Separately, drop-in child care (with advance reservation?) would be helpful.
- We need programs that open at 6:30
- Along with full-time daycare, create part-time daycare and drop-in daycare so parents can have flexibility.
- Longer hours,
- provide flexibility to change the daycare schedule in line with the changing schedules of the surrounding schools every trimester (ie ability to choose any day(s) at least between M-F).
- flexible schedules
- Please provide longer hours to those of us who work in medicine.
- Flexible and extended hours available with activities available that foster the child/children's social and emotional growth, play-based.
- Available, extended hours,
- Drop-in care/as-needed care would be great!
- More drop-ins
- child care may needed from 5-9 pm when parents need to go out for events
- Childcare programs should offer flexible options to accommodate parents' work schedules.
- The most difficult part is finding part-time childcare
- Having a backup/occasional care option like a drop-in center might be the form of outside-of-the-home childcare that we'd be most likely to use

Seven respondents asked for full-day TK programming in Menlo Park:

- It would be great to have a TK after-school option through Menlo Park.
- It would be great to extend the TK day so the young kids do not spend so much time at the aftercare program at school. I think they need more intimate support at the age of 4. If TK cannot be extended, maybe combine TK kids with Menlo Park preschools for the second half of the day.
- MCC is amazing...and I wished it would support after-school care after TK. We had to move to Newton at Laurel and it's not as nice as MCC.
- It would be great to have the TK day longer so the young kids do not spend so much time at the aftercare program at school, I think they need more intimate support at the age of 4. Maybe combine TK kids with Menlo Park preschools for the second half of the day if TK cannot be extended.
- Free cost for TK programs or reduced extended care cost
- Make MPCSD TK a full school day. It should be 8:15 am - 3:00 pm.
- TK that goes all day instead of a half day.

Safety and trustworthiness

- For birth to age 4 range, I would definitely need the childcare to be safe, clean, and CPR trained, and the workers would need to have a lot of care and love for children.
- Safe, affordable, flexible and extended hours available with activities available that foster the child/children's social and emotional growth, play-based.
- Teachers at the local Menlo Park city-run daycares are not qualified and overworked.
- I don't trust childcare around here since I have heard comments that the babies are not treated well.
- I need affordable and safe childcare programs.
- Our top two priorities would be care that's healthy and safe (good indoor air quality is really important to us), and provides an enriching learning environment for our curious and determined little one.

Educational Value

- *It would be helpful to have more art programs for kids in the community. Currently we have to go to Palo Alto for these.*
- *Parents are looking for childcare that will also help prepare their children for elementary school and middle school, not just play-based activities. They want a learning aspect in child care now.*
- *...activities available that foster the child/children's social and emotional growth, play-based.*
- *I want good Montessori child care for my younger daughter.*
- *Publicize method of curriculum (Reggio, Montessori, etc.)*

Interest in language immersion programs:

- *I would love a Spanish immersion preschool option*
- *Immersive language program*
- *I would love someone to teach Spanish in the program.*
- *Mandarin Immersion*

Summary

Families were engaged with the Childcare Needs Assessment Survey, with many needs and solutions expressed through the comments. The Survey provided qualitative and actionable data that will be critical for determining recommendations for the city's operated preschool programs. It will provide insight for all local preschools to be able to better meet the childcare needs of the community.



Menlo Park Childcare Needs Assessment

City-Operated Preschools: Focus Groups with Staff and Parents/Guardians Report

Guiding Question: *How might the City of Menlo Park's early care and learning programs better meet the evolving needs of the community while ensuring the financial sustainability of the programs?*

Overview

The goal of facilitating focus groups with Childcare Center staff and parents/guardians was to listen to key stakeholders to help answer the question that guides this study. Four focus groups were conducted in October 2024 to identify strengths, challenges, and opportunities at Belle Haven Child Development Center (BHDC) and Menlo Children's Center (MCC). Each Center had two focus groups - one with staff and one with parents/guardians. Both staff focus groups included all employees and represented various roles and amounts of experience with the center. The parent/guardian groups consisted of people who chose to participate. All parents had researched different childcare options in the community, chose the center, and have at least one child currently enrolled. While some parents had moved their children to the free TK option, we did not speak with any parents who did not choose the center or who had left the program because of dissatisfaction. It is important to recognize that this type of focus group inherently includes a degree of selection bias.

Groups were facilitated by Marissa McGee, a long-time Menlo Park educator who grew up in the community. Katherine Carter and Tricia Singleton, Solutionary Advisors consultants, co-facilitated groups and shared the general background of the research work and the reason for the focus groups (slides at the end of the report).

Common themes emerged across all groups, particularly around the centers' strengths in quality and longevity of staff, challenges with the cost of living and affordable care, and solutions focused on expanding community outreach and adjusting program offerings.

Background Shared

Each Focus Group started with a short presentation on the research background to set the stage for the conversation. Information was shared about enrollment challenges facing many preschool centers in the state based on Universal TK, the impact of the COVID-19 pandemic, and declining birth rates. We also utilized suggestions given by survey respondents to see what ideas resonated with parents/guardians and staff closest to the preschool experience. *(Slides used with Focus Group Participants are attached to this report.)*

Common Strengths

Both centers' long-tenured and diverse staff were universally praised by parents for providing stable, nurturing care. Staff are valued for the trusting relationships they cultivate with families and children and the high-quality care they provide. The convenient, central locations of both BHDC and MCC make them favorable for families, enhancing both centers' appeal in their respective communities. Both preschools are considered by participants to be more affordable than many other private options, especially for families facing financial pressures in the high-cost Bay Area.

Common Challenges

Both staff and parents/guardians shared that the main reason people leave the centers is that they are moving out of the community because of job changes/losses or because they are seeking a more affordable place to live. Both centers have historically relied on word-of-mouth as the main recruitment tool, but with families new to the area, there is more reliance on online research. The challenge of finding affordable quality child care creates a significant financial burden for parents. Participants in all four groups acknowledged that the public school's free Transitional Kindergarten at age four is an attractive option.

Continuity of care was a significant topic with parents at both sites. Changing schools is a difficult transition for most young children and parents. Once working parents put an infant or toddler into childcare, they prefer not to change care options as it can be disruptive. Because MCC has limited toddler spaces and BHCDL starts care at an older age, many families may not consider the city-operated programs. Other FT childcare centers take children at younger ages, so this was cited as a potential reason for lower enrollment.

Families need more flexible schedules and age-appropriate program expansions. Given the demands among working families, they expressed the need for childcare for younger children (infants and toddlers), half-day, drop-in, and extended hours. Transportation constraints impact BHCDL and MCC, especially for families who need after-school care for TK students but face logistical issues with multiple school or daycare drop-offs. Low wages and high living costs in the area affect both centers' ability to attract and retain qualified staff. The need for greater community awareness about the high-quality programs offered at MCC and BHCDL was a common theme among parents/guardians and staff.

Participant Suggestions for Increased Enrollment

Both staff and parent/guardian focus group participants saw a significant opportunity for enhanced community outreach and marketing. Suggestions included increasing visibility with tabling/flyers at city events and centers, social media, and updating websites to better reflect program strengths. BHCDL staff and parents recommended in-person events and partnerships with local schools, while MCC staff and parents suggested leveraging city facilities for greater outreach. Both centers could benefit from updating their websites to provide more straightforward information about program offerings, fees, and testimonials. Parents in both centers mentioned streamlining the application process and timely communication to make enrollment more accessible.

Parent and staff focus groups all shared about finding affordable childcare in the community. The most universally agreed solution was to find a way to lower fees for middle-income families who do not qualify for state-subsidized care but can not afford the childcare needed. Ideas included scholarships, sliding scale fees beyond the state income fee schedule, drop-in or half-day care, and affordable care for city employees.

Both parent/guardian groups recommended offering programs for younger children, with BHCDL considering toddler programs and MCC focusing on the demand for infant and toddler care. Parents suggested flexible scheduling, including half-day and drop-in options, to make care affordable for parents with flex schedules.

All groups identified partnerships with schools and/or local transit or shuttle services as potential solutions to address transportation limitations for families needing after-school care for TK students or multi-location drop-off options.

The following pages include a more detailed recap of the four focus groups.

Belle Haven Child Development Center Staff Focus Group Report Notes

Date: October 8, 2024

Participants: 13 staff (4 - 20+ year tenure) with various roles, bringing diverse insights to the discussion.

Facilitators: Marissa McGee, Katherine Carter, Tricia Singleton

Q: What are the school's biggest strengths that you hear from families?

- **Staff:** Due to staff longevity, families value the strong bonds between teachers and children. The staff helps parents connect with educational resources and provide consistent care.
- **Location:** The center's convenient, accessible location in a residential neighborhood is a draw.
- **Quality of care & trust:** Families recognize the center's high standards of care, owing to its affiliation with several reputable organizations.
- **Affordability:** Compared to other local options, the center is considered affordable.

Q: Do you know people who have left, and if so, why?

- **Free Transitional Kindergarten (TK):** Public schools offering free TK is understandably attractive.
- **Convenience:** Increasing traffic congestion and limited transportation options make multiple drop-offs challenging for parents, especially those without cars.
- **Cost of living and affordability:** Many families face financial challenges due to the high cost of living and job loss, leading them to keep their children home.
- **Community gentrification:** Due to rising housing costs, low-income families are displaced, and younger, career-focused people are moving into the area.

Q: What programmatic changes do you think would bring more families?

(Examples shared from the resident survey)

- **Community-building events:** Host weekend carnivals or after-school events to raise awareness and attract families from the community.
- **Enhanced advertising:** Use banners, better online presence, and parent testimonials to increase visibility and attract new families.
- **Revamped website:** The center's website should be updated to showcase photos of the facilities, teachers, and detailed program offerings, including subsidized tuition options.
- **After-school TK program:** Develop partnerships with nearby schools, such as Belle Haven Elementary, to offer after-school care and share referrals.
- **Transportation:** Partner with local shuttle services or Menlo Park Transit to offer transportation for families who struggle with drop-offs.

Q: What do you think is the main reason it is difficult to find people to work in a childcare center?

- **Low wages:** The center's pay is not competitive, given the rising cost of living in the area.
- **Available and affordable childcare for teachers:** Provide incentives like priority access to city-based childcare, community classes, summer camps, or transportation benefits.
- **Workload:** The loss of teachers or support staff increases the burden on the remaining staff.

Q: What are the challenges you anticipate if BHCDC were to expand to infant and/or toddler care?

- **Educational requirements:** Staff would need education units that would take time to complete.
- **Facility changes:** Significant investment in the facility, equipment, and administration would be required. Staff would want a voice in the process to determine how this would work.
- **Uncertainty about demand:** There is concern that families may not enroll toddlers based on cultural norms to keep kids home until age 3. Parents have difficulty with separation as much as the kids do.

DRAFT

Belle Haven Child Development Center Parent/Guardian Focus Group Report Notes

Date: October 24, 2024

Participants: 4 parents with children of varying ages enrolled at BHCDC

Facilitators: Marissa McGee, Katherine Carter, Tricia Singleton

Q: How did you find Belle Haven and why did you choose this school?

- **Community Connections:** Many families have long-standing ties to the center, with multiple generations attending.
- **Staff:** Long-tenured staff are pillars of the community and childhood experience. Their creative and inspiring classrooms are evident in their children's enjoyment and learning at school.
- **Trust and Safety:** Parents feel comfortable leaving their children, praising the center's safe environment and the caring attitude of teachers.
- **Affordability:** Compared to other options, the center is more affordable, especially for working-class families.
- **Bilingual Staff:** Spanish-speaking parents value the support, and non-Spanish-speaking parents appreciate the bilingual exposure. The teaching is in English, but it supports dual language.
- **Convenience:** Proximity to home and local employers makes it an easy choice.

Q: What one thing would you change if you could?

- **Extending age range:** Starting care at age two or younger would be welcomed, especially for FT working parents. They had flexible WFH during/post-Covid, but back-to-office policies make it difficult.
- **Longer/flex hours:** Current hours (7:30-4:45 p.m.) can be difficult to accommodate for working parents. (Note: Center is extending pick-up to 5:15 in January.)

Q: What would make it a more desirable program for other people you know?

- **Broader Age Offerings:** Parents expressed a need for care options starting at 18 months or 2 years.
- **Knowing more about BHCDC:** High-quality care that more people should know about. Brainstorm ideas: bilingual flyers at community center, elementary schools, local events, toddler classes, direct mail postcards, city newsletters, and elementary school communication.
- **Enhanced Website:** Show the facilities, teachers, parent, and student testimonials, sample daily and monthly schedule, enrichment activities, curriculum, extensive safety protocols, fee structure, and downloadable application, and explain the play-based learning style.
- **Simplified Application Process:** Simplify the initial application and have open office hours to get help completing the complicated state requirements.
- **Fee Clarity:** The sliding scale fee option isn't clear in the application materials or online. People don't know the price until far into the application process, so they don't bother applying.
- **Community Outreach:** Host a multicultural event on campus, and increase visibility through the local community center, events, and Belle Haven Elementary.
- **Improved Communication-** Challenges in reaching the center by phone or email were noted.
- **Transportation:** Bring students to the center for after-school activities such as sports, dance.
- **Classroom Updates:** Invest in upgrading classroom technology.

Q: How does cost of living affect your decisions for childcare?

- **Significant factor: Higher cost options are not a consideration.** “Affordable care is a blessing to working-class families.”
- **Tension:** Pulled between quality care and balancing the cost. Do not want to put children in a place that is such a low cost that they worry about their care. There are unlicensed options, but they are not as trustworthy.

Q: What does affordable care mean to you?

- **Sliding Scale:** The school takes your financial situation into account and makes clear upfront.
- **Fair treatment:** Group appreciated that they received the same treatment regardless of the fee they paid.

Menlo Children's Center Staff Focus Group Report Notes

Date: October 11, 2024

Participants: 7 staff (4 mos – 20+ yrs) Range of roles, bringing diverse insights into the issues discussed.

Facilitators: Marissa McGee, Katherine Carter, Tricia Singleton

Q: What are the school's biggest strengths that you hear from families?

- **Experienced Staff:** Families appreciate the longevity and experience of the teaching staff.
- **Supportive Atmosphere:** The center provides a nurturing environment where kids receive personal attention. They have continuity with kids who continue in after-school programs through high school.
- **Diversity:** A culturally diverse and inclusive environment that mirrors the community.
- **Prime Location:** Close to Burgess Library, gymnastics, pool, and other local facilities. Central location.
- **Reputation:** Being city-run lends credibility compared to private or home daycare options.

Q: Do you know people who have left, and if so, why?

- **Cost:** Some find the tuition unaffordable.
- **Relocation:** Families moved for work or more affordable locations, especially with WFH options. The Menlo Park community has changed a lot in the years since Covid.
- **Free TK Programs:** Parents move children to free TK.
- **Schedule:** Families seek 2-3 days/week, half days, or drop-in care that is not offered.
- **Academic Focus:** Some parents prefer more academically driven programs.
- **Transportation:** Families with TK children do not have transportation to MCC after-school care

What programmatic changes do you think would bring more families?

(Examples shared from the resident needs survey)

- **Expand Toddler Capacity:** Open a second toddler room and/or transition kids to older classrooms when ready. Add necessary facilities like diaper-changing areas in preschool rooms.
- **Half-Day Programs:** Provide morning-only or half-day care options, especially for toddlers.
- **Community Outreach:** Improve visibility through banners, social media, booths at city events, QR codes & flyers at city facilities. Need to move beyond word-of-mouth with the community changes.
- **Update Website:** Ensure the website is current and highlights the center's offerings. Explain the educational value of the play-based model.
- **Income-Based Pricing:** Introduce tiered pricing based on family income. Consider affordable care pricing for city staff.
- **Lunch Program:** Reinstate hot or vendor-provided lunches (discontinued during COVID-19).
- **Enrichment Programs:** Offer additional activities like music, gymnastics, and Spanish immersion.
- **Enhanced Staffing:** Increase full-time, permanent staff to accommodate more children.
- **Parent Communication:** Increase administrative support to ensure timely response to parents.
- **Facility Improvement:** Aging infrastructure and playgrounds need renovation to remain competitive.

What do you think is the main reason it is difficult to find people to work in a childcare center?

- **Application process:** Extensive process with high requirements for PT staff.
- **Staff Shortages:** Limited staffing creates more workload and prevents the center from increasing capacity, especially due to the reliance on provisional staff with restricted hours.
- **Lack of career path:** Can take years to move from provisional to permanent staff.

DRAFT

Menlo Children's Center Parent/Guardian Focus Group Report Notes

Date: October 16, 2024

Participants: 6 parents with children ranging in age from toddler to preschool, new and longtime residents

Facilitators: Marissa McGee, Tricia Singleton

Q: How did you find MCC and why did you choose this school?

- **Teachers:** Long-tenured, experienced teachers with low turnover and dedication to supporting children with all different developmental needs. Only positive feedback about the quality of teachers and care.
- **Location:** Conveniently located near home, work, and local parks.
- **Word of Mouth:** Positive recommendations from friends and local groups.
- **Facilities & Environment:** Spacious play areas and a diverse, affirming environment.
- **Pricing:** Mid-range with discounts for Menlo Park residents.

Q: What one thing would you change if you could?

- **Infant Care:** There are very few infant care options available. Parents need high-quality care like MCC and will pay for dependable care they trust. Quality is more important than price at this age.
- **Academic Exposure:** Incorporate more academic learning for older children, particularly in the afternoons. Kindergarten now has a higher academic starting point with school-based TK.
- **Flexible schedule/pricing:** Requests for more flexible hours and pricing to reflect hours needed, like a half-day or shorter day (3 pm) option, early/late drop-off, etc.
- **Potty Training:** Some parents felt the potty training process at MCC could be more structured or supported.
- **Lunch** - Some parents would like to have a paid lunch option available.

Q: What would make it a more desirable program for other people you know?

- **Younger age enrollment:** Most FT working parents need care before 18 months, so it's difficult to transition to new care at 18 mos and then again at age 4 for TK. Care transitions are hard on kids and parents, so the fewer, the better!
- **Expand Toddler Care:** There is a significant need for toddler care in the community.
- **Enhance Communication and First Impressions:** Prompt responses to all inquiries, planned tours, printed information, and a chance to meet the amazing teachers at a meet-and-greet.
- **Address the Waitlist Issue:** Streamlining the process and providing clearer timelines could reduce frustration for families trying to enroll their children. Better communication about anticipated availability would also help manage expectations if space limitations exist.
- **Increase Community Outreach:** Promote MCC within local networks and larger institutions like Stanford to boost visibility.
- **Consider Financial Aid:** Explore scholarships or additional discounts to make the program more accessible, particularly for middle-income people who struggle with the high cost of living in the area.

Q: How does cost of living affect your decisions for childcare?

- **Look for the value:** Chose a program that has high quality and the price is in the mid-range of options.
- **Price is not the biggest factor:** Content is more important than the price at a certain age.
Trustworthiness is the most important characteristic for childcare.
- **Scholarships available:** School District's program, Newtown, offers scholarships.
- **Infant care:** Very expensive, but you pay what you have to pay to keep your job.

DRAFT



Menlo Park Childcare Needs Assessment City-Operated Preschools: Program Overview

City-operated Early Learning Centers

The City of Menlo Park runs two child care centers, Belle Haven Child Development Center and Menlo Children's Center. The two centers both offer early learning programs that serve different age ranges and have different fee structures. Both early learning centers are currently under-enrolled.

Enrollment Trends

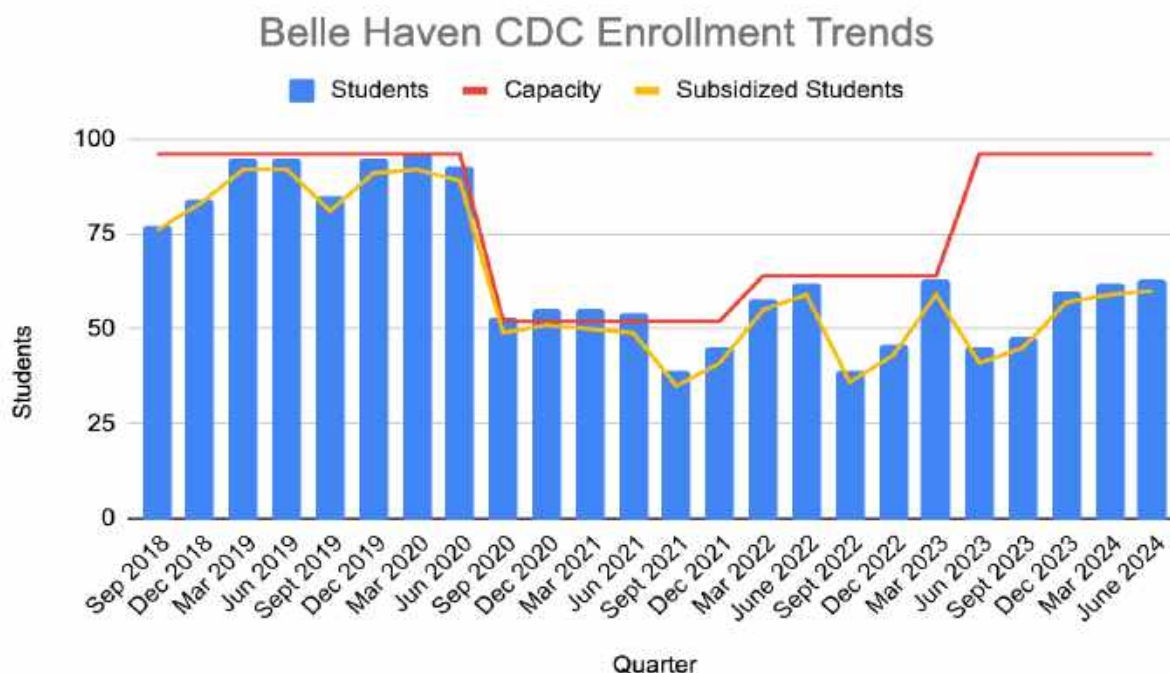
Both centers have experienced under-enrollment since the onset of the COVID-19 Pandemic in 2020, and require subsidized funding from the city to maintain programming. Before the pandemic, BHDC was consistently enrolled at or near its maximum capacity of 96 total children, and MCC was enrolled at approximately 70% of its maximum capacity of 72 total children. During the pandemic, enrollment declined sharply at first, followed by slow, marginal increases as the pandemic receded and restrictions eased. However, enrollment has not yet fully recovered to pre-pandemic levels and appears to have plateaued.

Belle Haven Child Development Center (BHDC)

Overview	<p>Ages: Preschool children ages three to five years.</p> <p>Classrooms: four classrooms with a maximum capacity of 24 children each for a total maximum capacity of 96 children. All classrooms serve the same age group. Ratio: 1:8 teacher/child ratio, required by Title 5 which applies to programs that receive state preschool funding. Each classroom requires 3 teachers to operate at the maximum capacity of 24 children.</p>
Fees	<p>BHDC tuition subsidization is supported by grant funding from the California Department of Education (CDE) through the California State Preschool Program (CSPP). Most students at BHDC receive subsidized tuition rates; there is a range of 1-5 full-fee students each quarter. Sliding scale fees are based on family size and income. Families that make slightly more than the income threshold may qualify to pay the full tuition fee.</p>
Program & Hours	<p>Daily curriculum is designed to support the socio-emotional, physical and cognitive age-appropriate development of the children served and their families. The program provides breakfast, hot lunch, and afternoon snack. Classroom staff prepare snacks and lunch is prepared and delivered by an outside food service vendor.</p> <p>Hours are 7:30am-4:45pm Monday – Friday.</p>
Facilities	<p>In addition to its four classrooms, there are four separate outdoor play areas and a multipurpose room. Two of the classrooms are equipped with kitchens including oven, stovetop, and refrigerator. Two of the classrooms share a kitchenette which is used for preparing snacks. There is also a laundry room, storage sheds on the property, and multiple restrooms.</p>

Belle Haven Historical Enrollment

In the years prior to the Covid 19 Pandemic, the enrollment at Belle Haven CDC (BHCDC) ranged from 77 - 95 students, and had the capacity to serve 96 students (80-96% capacity). From September 2020 to December 2021, the center enrollment ranged from 20-39, and the center had the capacity to serve 39 students (51-100% capacity). From March 2022 - March 2023, the capacity increased to 60, and center enrollment ranged from 29-39 students (48-65% capacity). From June 2023 - June 2024 capacity increased to 72, however enrollment has ranged from 28-41 students (39-57% capacity).



This chart covers enrollment data for six school years. BHCDC was operating at or close to full capacity before the pandemic. The center was closed for in-person operations from March 2020 to June 2020 but continued with students in distance learning. From July 2020 to June 2021, they re-opened for hybrid in-person and distance learning with a limited (but fully enrolled) capacity of 52 students. By March 2022, capacity increased to 64 students. From June 2023 until now, the center has returned to its full capacity of 96 students, and enrolment has ranged from 43-63 students (45-66% capacity).

The capacity changes were state-mandated due to pandemic restrictions. Distance learning student enrollment was sometimes higher than capacity because they were not in-person. The state lifted capacity restrictions in June 2023, and the center capacity resumed its original student spots, but enrollment demand stayed closer to the restricted capacity numbers.

The data table below provides additional information about enrollment trends at BHCDC::

- Capacity: number allowed for full capacity enrollment
- Students: actual number of students enrolled that month
- Subsidized Students: number of students with subsidized tuition
- % Capacity: percentage of full capacity based on the actual student enrollment
- Open Spots: number of unfilled spaces based on capacity and actual student enrollment

Belle Haven CDC Enrollment Data Sept 2018 - Sept 2024

Quarter	Students	Capacity	Subsidized Students	% Capacity	Open Spots
Sep 2018	77	96	76	80%	19
Dec 2018	84	96	83	88%	12
Mar 2019	95	96	92	99%	1
Jun 2019	95	96	92	99%	1
Sept 2019	85	96	81	89%	11
Dec 2019	95	96	91	99%	1
Mar 2020	96	96	92	100%	0
Jun 2020	93	96	89	97%	3
Sep 2020	53	52	49	102%	-1
Dec 2020	55	52	51	106%	-3
Mar 2021	55	52	50	106%	-3
Jun 2021	54	52	49	104%	-2
Sept 2021	39	52	35	75%	13
Dec 2021	45	52	41	87%	7
Mar 2022	58	64	55	91%	6
June 2022	62	64	59	97%	2
Sept 2022	39	64	36	61%	25
Dec 2022	46	64	43	72%	18
Mar 2023	63	64	59	98%	1
Jun 2023	45	96	41	47%	51
Sept 2023	48	96	45	50%	48
Dec 2023	60	96	57	63%	36
Mar 2024	62	96	59	65%	34
June 2024	63	96	60	66%	33
Sept 2024	43	96	37	45%	53

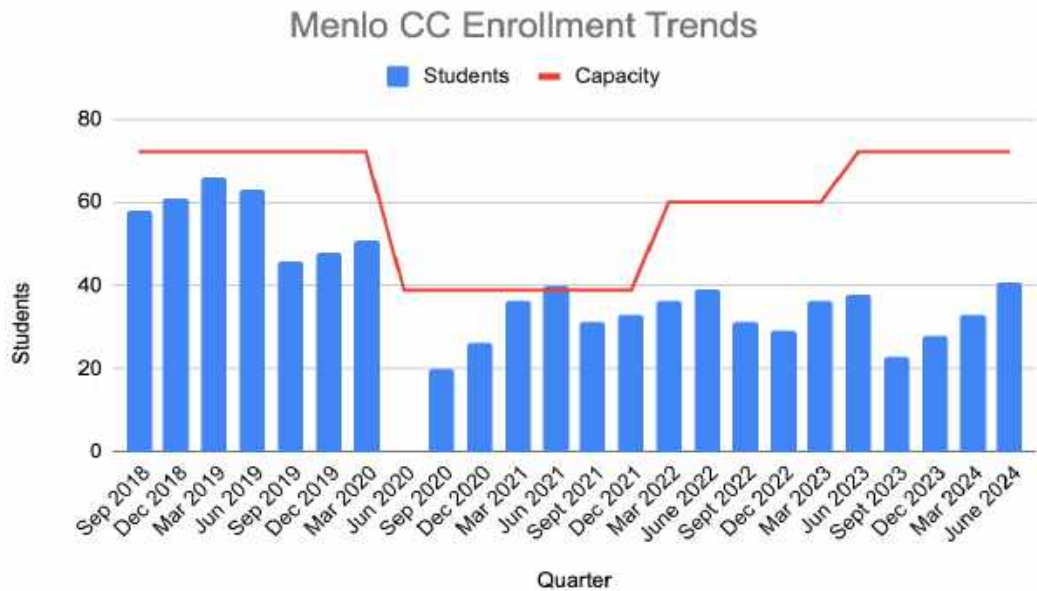
Green: Pre-pandemic
 Gray: Center closed, distance learning
 Purple: Hybrid in-person and distance learning
 Yellow: Post-pandemic, limited capacity
 Orange: Post-pandemic, fully restored capacity

Menlo Children's Center (MCC)

Overview	<p>Ages: Toddler children ages 18 months to three years and preschool children ages three to five years.</p> <p>Classrooms: Three classrooms with a maximum capacity of 72 children total. organized by age group -- Toddler (18 mos-2.5 yrs), Early Preschool (2.5 yrs – 3.5 yrs), and Preschool (3.5 yrs-entering Kindergarten).</p> <p>Ratio: 1:6 teacher/child ratio in the Toddler room and 1:12 teacher/child ratio in Early Preschool and Preschool classrooms.</p>
Fees	MCC is a market rate early learning and care program. Tuition fees at MCC are consistent with market-rate childcare fees at other similar childcare programs in the area. Subsidy options for income-qualifying families are available through external agencies such as Child Care Coordinating Council.
Program & Hours	<p>Daily curriculum includes activities to support the socio-emotional, physical and cognitive age-appropriate development of the children, and includes a nutritional component. MCC provides a morning and afternoon snack, and families provide their own lunch. Hot lunch from an outside vendor is available but very few families take part in this option.</p> <p>Hours are 8am-6pm Monday – Friday.</p>
Facilities	MCC's three classrooms have different capacities corresponding to the age group served. The smallest room has a capacity of 12 children; the other two classrooms have a capacity of 24 children each. There are kitchen areas in each room consisting of counter and refrigerator space that is used for preparing snacks. A larger kitchen area with stovetop and oven is located in the adjacent MCC afterschool facility. This larger kitchen can be used for cooking and warming up larger quantities of food as needed for the preschool program. The MCC facility also includes dedicated outdoor play areas, a laundry room and storage areas, and multiple bathrooms

Menlo Children's Center Historical Enrollment

In the year prior to the Covid 19 Pandemic, the enrollment at the Menlo Children's Center (MCC) ranged from 46 - 66 students, and had the capacity to serve 72 students (64-92% capacity). From September 2020 to December 2021, the center enrollment ranged from 20-39, and the center had the capacity to serve 39 students (51-100% capacity). From March 2022 - March 2023, the capacity increased to 60, and center enrollment ranged from 29-39 students (48-65% capacity). From June 2023 - June 2024 capacity increased to 72, however enrollment has ranged from 28-41 students (39-57% capacity).



This chart covers enrollment data at MCC for six school years. MCC was operating at 64-92% capacity in the years before the pandemic. The enrollment drop in Sept 2019 was due to the closure of the Morning Birds program (age 3-5, morning only). The capacity did not change, but the closure of a classroom meant they did not run at capacity. The center was closed for all operations from March - June 2020 due to the pandemic.

During the pandemic, the capacity was based on state-mandated restrictions. The state lifted capacity restrictions in June 2023, and the center capacity resumed its original student spots, but enrollment demand stayed closer to the restricted capacity numbers.

Current MCC Enrollment as of Fall 2024

MCC operates three different classrooms which serve different age ranges and have different enrollment capacities. The Toddler room serves 18-24 month olds and has a capacity of 12 students. It is typically fully enrolled, but there are currently four vacancies that are in the process of being filled. The Early Preschool and Preschool Rooms typically have an enrollment capacity of 20 students each. However, they are currently combined into one classroom of 20 students due to both low enrollment and staffing challenges. Licensing capacity for preschool is 72; however, 12 of those slots are for only ½ day and are shared with the After School License. The licensing capacity in the remaining three classrooms is 60.

The data table below provides additional information about enrollment trends at MCC:

- Students: actual number of students enrolled that month
- Open Spots: number of unfilled spaces based on capacity and actual student enrollment
- Capacity: number of students allowed for full capacity enrollment
- % Capacity: percentage of full capacity based on actual student enrollment
- Preschool Age: subset number of enrolled students aged 2.5-3.5 yrs
- Toddler Age: subset number of enrolled students aged 18 mos - 2.5 yrs

Menlo Childcare Center Enrollment Data Sept 2018 - Sept 2024

Quarter	Students	Capacity	Open Spots	% Capacity	Preschool Age (2.5-3.5 yrs)	Toddler Age (18 mos- 2.5 yrs)
Sep 2018	58	72	14	81%	46	12
Dec 2018	61	72	11	85%	49	12
Mar 2019	66	72	6	92%	54	12
Jun 2019	63	72	9	88%	53	10
Sep 2019	46	72	26	64%	42	4
Dec 2019	48	72	24	67%	38	10
Mar 2020	51	72	21	71%	42	9
Jun 2020	0	39	39	0%	0	0
Sep 2020	20	39	19	51%	17	3
Dec 2020	26	39	13	67%	26	0
Mar 2021	36	39	3	92%	28	8
Jun 2021	39	39	0	100%	28	11
Sept 2021	31	39	8	79%	20	11
Dec 2021	33	39	6	85%	26	7
Mar 2022	36	60	24	60%	26	10
June 2022	39	60	21	65%	29	10
Sept 2022	31	60	29	52%	21	10
Dec 2022	29	60	31	48%	22	7
Mar 2023	36	60	24	60%	26	10
Jun 2023	38	72	34	53%	34	4
Sept 2023	23	72	49	32%	14	9
Dec 2023	28	72	44	39%	21	7
Mar 2024	33	72	39	46%	23	10
June 2024	41	72	31	57%	30	11
Sept 2024	28	72	44	39%	20	8

Green: Pre-pandemic
 Gray: Center closed, distance learning
 Yellow: Post-pandemic, limited capacity
 Orange: Post-pandemic, fully restored capacity



Menlo Park Childcare Needs Assessment

Preschool Landscape: Local Preschool Director Interviews Report

Methodology

As part of its comprehensive review of the early learning and care landscape in Menlo Park, CA, Solutionary Advisors identified respected, comparable programs in and around Menlo Park. They invited executive directors to participate in a 1:1 interview with a Solutionary consultant. The primary objective of these interviews was to gather qualitative data to identify and analyze emerging trends within the preschool landscape in Menlo Park, providing a comprehensive understanding of the current challenges and opportunities facing early childhood education in the community. The methodology for the preschool director interviews involved a voluntary opt-in process, ensuring that all participants were willing to share their insights. A total of ten directors from a diverse range of preschool types in the Menlo Park area were interviewed for approximately 30 minutes by Tricia Singleton, consultant for Solutionary Advisors. Comments included in this report are not attributed to specific preschools or directors to maintain confidentiality and encourage open dialogue.

Preschool Structures

The ten schools in the interviews cover a diverse landscape of early childhood education options in and around Menlo Park. This table shows information on the various operational structures of the preschools represented.

Years in operation	Under 10 yrs: 3 schools, 10-40 yrs: 4 schools, 50+ years: 3 schools
Operating hours	Open: 7:30-9:00 am; Close: 3:00-6:00 pm
Operation dates	Year Round: 5 schools, School Year + Summer Option: 4 schools, School Year Only: 1 school
Schedule options	Full-Day only: 3, Full/Half-Day:3, Full/Half/Multi-Day: 3, Half-Day only: 1
Ages	Traditional preschool (3-5): 10, Toddler (18 mos - 2.9 yrs): 9, Infant (3-17 mos): 2
Enrollment	50-85 Children: 5 schools, 30-50 Children: 3 schools, Less than 30 Children: 2 schools
Funding Model	Fully fee-based: 6, Subsidized tuition option: 2, Cooperative model: 2
Enrichment	Music, art, dance, language immersion, STEM, sports, special needs support

External Factors Impacting Enrollment

Preschool directors were asked about their experience with three factors potentially impacting preschool enrollment: parent work-from-home arrangements, pandemic-related changes, and California's universal Transitional Kindergarten for four and five-year-olds.

Work from Home

Preschool directors report that the impact of "work-from-home" (WFH) on their respective preschool enrollment has been mixed. While many interviewees noted that WFH itself was not the primary driver of changes, the more significant challenge has been the "cost of living," leading families to move away due to "job change" or "cost of housing." During COVID, parents adapted to managing children at home, making it harder for some to transition back to "full-day care" programs. Some families have reduced enrollment hours due to WFH's flexibility, while others have found enrolling in part-day or co-op models beneficial. Many parents are returning to the office, and the demand for FT care has increased for some schools.

Pandemic Related Challenges

According to preschool directors, the COVID-19 pandemic profoundly impacted operations, enrollment, and program delivery. One director explained, "We had to close the school for a year, and although enrollment initially boomed afterward, it has not come back to pre-pandemic levels." Several Directors mentioned that parents found "alternative care" during the pandemic (nannies, grandparents, neighbors) and were hesitant to return to a childcare environment. Staffing challenges have also been significant, as many centers struggle to hire staff, with one director noting, "It's difficult to find teachers because housing is so expensive and the cost of living keeps increasing." One director highlighted that "more staff are taking sick time off," reflecting the ongoing challenges of maintaining a stable workforce. Despite these hurdles, there is a collective determination to serve families and children, with one director affirming, "We're finding more creative ways to provide care and build back that sense of community and connection."

Transitional Kindergarten (TK)

Preschool directors universally report the introduction and age expansion of Transitional Kindergarten (TK) in California as the most significant factor impacting their preschool's enrollment. One director stated, "We've lost over half of our students transitioning into [age] 5's," as families opt for TK due to its free tuition. One director said they now have classes with as few as six children compared to 18-20 children before COVID-19. While free TK provides financial benefits, many were concerned that it doesn't address the nuanced learning needs of young children. One director noted, "TK helps financially but does not necessarily meet the nuanced needs of young children." Directors expressed ongoing concerns about enrollment, which may necessitate reevaluating their programs.

Program changes

In response to changing demand, preschool directors are adapting their programs to ensure sustainability. Some directors combine classes, such as the 3-4 age group, to support a play-based curriculum while managing staffing and space limitations. Many are seeing increased 3-year-old enrollment, with one director noting that 19 out of 29 students are three years old. Concerns about the quality of preschool education at school district Transitional Kindergarten (TK) have prompted some parents to return, as one director stated, "Our quality is better than TK." Many centers have started enrolling toddlers (18 mos-2 yrs) in larger numbers or offering toddler care for the first time. However, challenges like inflation and the need for lower student-to-teacher ratios for younger children raise concerns about financial sustainability.

Enrollment

The enrollment landscape reveals a mixed recovery from pre-pandemic levels. While three schools report a complete return to full enrollment, four remain below their previous numbers, and four are close to pre-pandemic enrollment, but waitlists are significantly shorter. Both infant programs are full, seven toddler programs have waitlists, and three preschool programs have waitlists. It is important to note that having a waitlist does not guarantee that families will enroll if a spot opens, though it indicates the potential to keep a school operating at full enrollment. Families' preferences regarding preschool hours varied, with some requesting more hours based on longer work hours and some requesting shorter ones to address affordability and flexible schedules. This variation in enrollment and family needs highlights the evolving landscape of early childhood education as it adapts to changing circumstances. —

Important Factors for Families

Interviews with preschool directors revealed key reasons why families choose their programs. Directors highlighted the importance of a strong community, using terms like “trusted community” and “community events” to describe the welcoming atmosphere parents seek. Reputation was also critical, with “word of mouth” and “good Yelp reviews” cited as trust indicators. The quality of staff, including “long-time staff” and “high-quality teachers,” was frequently mentioned for building solid relationships with families. Educational approach terms like “play-based curriculum” and “Montessori” were used to align with parents’ educational values. Lastly, practical factors such as “affordability” and “flexible scheduling” were noted as essential for meeting families’ logistical needs.

A more detailed summary of the preschool director interviews is on the following pages.

Preschool Director Interviews Recap

PROGRAM STRUCTURE

- ***How long has your school been in the community?***
 - Less than 10 years: 3/10
 - 10-40 years: 4/10
 - Over 50 years: 3/10
- ***Open hours***
 - Open time ranges from 7:30-9:00 am
 - Closing time ranges from 3:00-6:00 pm
- ***Operation dates***
 - Year Round: 5
 - School + Summer Program: 4
 - School Year Only: 1
- ***Schedule Offering***
 - Full Day: 3/10
 - Half Day: 1/10
 - Option for Full/Half Day: 3/10
 - Option for Full / Half / Multi-Day: 3/10
- ***Ages***
 - Infants: 2/10 serve infants (3 mos - 17 mos)
 - Toddlers: 9/10 (starting at 18 mos or 2 years)
 - Preschool only: 1/10 (age 3-5)
- ***Number of students***
 - Less than 30 children: 2 schools
 - 30-50 Children: 3 schools
 - 50-85 Children: 5 schools
- ***Funding type***
 - Fully Fee-based: 6
 - Both Fee-based and Subsidized tuition: 2
 - Co-op: 2
- ***What enrichment activities of special programs do you offer?***
 - All offered various enrichment activities included in the program, like music and art.
 - Other included enrichment options cited: language immersion, STEM & science vendors, dance, chapel, field trips, gardening, and cooking.
 - Most schools support children with special needs by partnering with families on IEP needs and/or OT therapists to come into the school.
 - Additional fee-based options cited: Sports programs like soccer or gymnastics, lunch meals, transportation from TK to after-school program

EXTERNAL IMPACT FACTORS

- ***How has the increase in work-from-home arrangements affected your enrollment or program structure?***
 - No impact: 6/10 Directors said WFH is not currently impacting enrollment. Parents are back to regular (or sometimes increased) work schedules, whether WFH or in the office.
 - Improved impact: Co-op schools have seen increased enrollment because families can have more flexible WFH schedules
 - Some impact: 2/10 schools said it has had some enrollment impact on enrollment, mostly with people who delay in enrolling children in childcare to a later age as they have more flexible WFH hours.
- ***How has the COVID pandemic impacted your operations, enrollment, and program delivery?***
 - Staffing challenges: 5/10. Half of the people said they had difficulty finding and retaining staff. One significant factor was the high cost of living and qualified staff moving out of the area.
 - Financial challenges: 6/10 The COVID-based school closures and fear around health and safety had a significant impact on enrollment. Even if enrollment is back to normal, they are making up for losses.
 - Primarily 'back to normal': 2/10. Several schools stated that their operations, enrollment, and programs have rebounded from the impact of COVID-19.
- ***How has the introduction of transitional Kindergarten in California impacted your program?***
 - Very Significant: 7/10
 - Some impact: 3/10:
 - No impact: 0/10
- ***In what ways are you adjusting to ensure program sustainability in light of any changes in demand?***
 - Fewer staff, not re-hiring: 2/10
 - Extended Hours: 2/10 (others are considering this but have not yet made the change)
 - Change classroom age configuration: 2/10. Combining age groups because there are fewer children age 4+ (others considering this change next year).
 - Increased enrollment number for students age 3 and younger: 4/10
 - Added a Toddler (18 mos -2's) program: 2/10 (others are considering this)

ENROLLMENT and TUITION

- ***What are your current enrollment numbers, and how do they compare to pre-pandemic levels?***
 - 4/10 Not back to full enrollment
 - 3/10 Back to full enrollment this year, but no waitlist or smaller than pre-pandemic
 - 3/10 Back to full enrollment
- ***Do you have a waitlist, and if so how long is it?***
 - 2/2 Waitlist for Infant
 - 7/9 Waitlist for Toddler
 - 3/10 Waitlist for Preschool
- ***Have your families wanted more or less time in preschool since the pandemic?***
 - 4 Earlier/ later hours requested from full-day programs
 - 3 more hours requested from shorter day programs
 - 2 Half-day or fewer-day requests from FT programs
 - 1 No difference

PROGRAM STRENGTHS

- *What are the most common reasons families choose your preschool?*

1. Strong Community and Family Connections

- Families value preschools that build solid relationships and provide a welcoming environment where parents and children can form lasting connections.
- Key Words: "trusted community," "families for generations," "community events," "families get to know each other," "building of community," "collective family support," "parent education," "involved in child's education," "culture and feel welcome," "co-op aspect."

2. Reputation and Trustworthiness

- The trust built through an established reputation and positive feedback from current and past families significantly influences parents' decisions.
- Key Words: "reputation of 35 years," "trusted community," "word of mouth," "referrals," "good Yelp reviews," "long-time staff," "excellent program."

3. High-Quality Staff and Teacher Engagement

- The quality and consistency of the teachers, including their interactions with both children and parents, play a major role in choosing a preschool. Families appreciate experienced, engaging, and supportive teachers.
- Key Words: "long-time staff," "teacher retention & familiarity," "high-quality teachers," "professional development (PD)," "good management," "connection with parents," "teachers developing an inviting atmosphere," "interaction with children."

4. Educational Philosophy and Curriculum Approach

- Parents look for educational approaches that match their values, whether through structured play, academic balance, or specialized curriculum programs. The focus on child engagement and unique activities is also appealing.
- Key Words: "play-based curriculum," "Montessori," "child-initiated learning," "routine," "differing curriculum daily," "play-based learning with academics," "gymnastics," "ability to be outside a lot," "engaged kids."

5. Accessibility and Practical Features

- Practical considerations such as cost, location, flexible schedules, and unique offerings like language immersion are key reasons families select a preschool. The school's ability to meet logistical needs is essential for many parents.
- Key Words: "affordability," "flexible scheduling," "full-time care to 5:30," "co-op aspect with lower price," "Spanish speaking or immersion," "full day program," "scheduling flexibility," "live nearby."

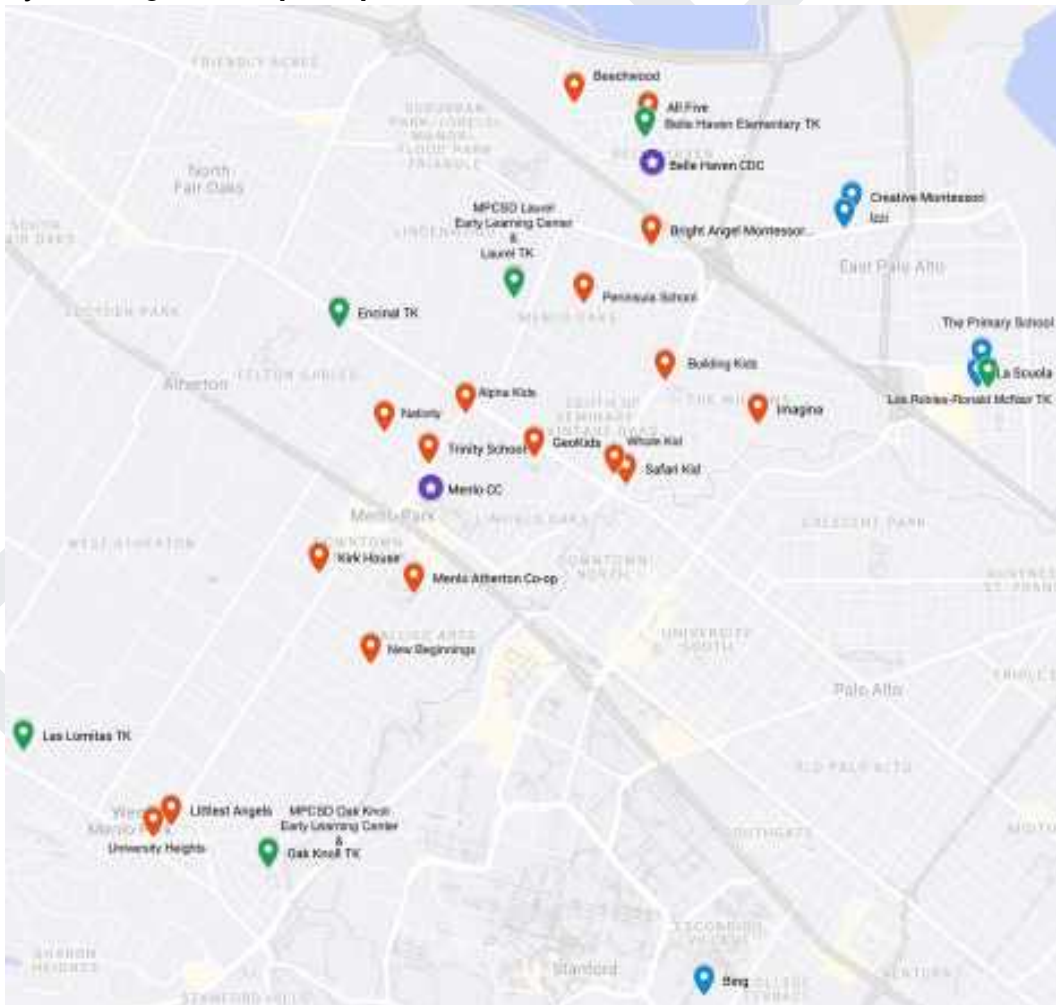


Menlo Park Childcare Needs Assessment Preschool Landscape: Local Preschools and Trends Research Report

Early Learning and Childcare Centers in the City of Menlo Park

The City of Menlo Park has a variety of early learning centers and childcare spaces for families with young, including infant, toddler, and preschool programming. However, according to the [2022 Menlo Park Childcare Needs Assessment](#)³, only 6% of the demand for infants, and 55% of the demand for preschool spaces is being met. The map below shows the distribution of the 20 early learning centers that provide care for children under the age of Five, as well as five centers in neighboring cities, and local transitional kindergarten programs which serve 4-year-olds.

Menlo Park Early Learning Landscape Map



³ Brion Economics, Inc. (2022). *City of Menlo Park Child care supply and Demand Summary*.
https://www.smcoe.org/assets/files/About_FIL/Child%20Care%20Partnership%20Council_FIL/Needs%20Assessment_FIL/2022%20Menlo%20Park%20City%20Profile-11.28.22.pdf

The following tables provide additional information about the early learning centers in Menlo Park, including hours and scheduling options, as well as the ages served. Nearly all of the programs listed begin caring for children at 2 years of age or younger, and several serve infants. The only exceptions are the Nativity School and the Peninsula School, which begin their preschool programs with 3-year-olds. Both the Nativity and Peninsula preschool programs are connected to an elementary and middle school.



City of Menlo Park Run Preschool Centers

School & Address	Hours & Schedule	Ages Served
Belle Haven Child Development Center 410 Ivy Dr. Menlo Park	7:30-4:45	2.9 - 5 years
Menlo Children's Center 801 Laurel St. Menlo Park	8:00-6:00	18 months - 5 years



Menlo Park Preschool Centers

School & Address	Hours & Schedule	Ages Served
All Five , 1391 Chilco St Menlo Park	7:30-5:30	6 weeks - 5 yrs
Alpha Kids Academy , 201 Ravenswood Ave Menlo Park	School day: 7:30-3:30 Extended day: 7:30-6	6 months - 6 yrs
Bright Angel Montessori , 695 Bay Rd. Menlo Park	School program 8-3 After care 3-5:30	Infant, toddler, preschool
Building Kidz , 490 Willow Road Menlo Park	7:30-5:30	2-6 yrs
GeoKids , 345 Middlefield Rd Menlo Park	8:00-6:00	6 months - 5 yrs
Imagina , 1916 Menalto Ave Menlo Park		
Kirk House Preschool , 1148 Johnson St. Menlo Park	9:00-12:00 Lunch bunch: 12- 1 or 2	2.5 - 5 yrs
Littlest Angels , 1095 Cloud Ave Menlo Park	Early care 8:00-8:30 School program: 8:30-12 Lunch Bunch 12:00-1:00 Extended care: 1:00-5:30	2-5 yrs
Menlo Atherton Co-op , 802 Middle Ave Menlo Park	9:00-3:00 2-4 days/week for 2.5 hrs	2 yrs 3 months - 5 yrs 3 months
MPCSD Oak Knoll Early Learning Center , 1895 Oak Knoll Ln. Menlo Park	Full day: 7:45-5:30 School Day 7:45-3:15 Part Day 7:45-12	2 - 5 yrs
Nativity School , 1250 Laurel Street Menlo Park		3-6 yrs
New Beginnings , 1100 Middle Avenue Menlo Park	9:00-1:00 Extended day 8-3:30 2, 3 or 5 day,	2-5 yrs
Peninsula School , 920 Peninsula Way Menlo Park		preschool

Safari Kid , 107 Clover Ln, Menlo Park		2 - 5/6 yrs
Trinity School , 330 Ravenswood Avenue Menlo Park		2-5 yrs
University Heights Montessori , 2066 Avy Avenue Menlo Park	7:45-5:30	2-6 yrs
Whole Kid School , 135 Willow Rd. Menlo Park	8:00-6:00	3 months - 5 years

Neighboring Preschool Centers

School & Address	Ages Served
Bing 850 Escondido Road, Stanford	2-5 yrs
Creative Montessori Learning Center 1421 Bay Rd., East Palo Alto	2-5 yrs
Izzi 1395 Bay Rd, East Palo Alto	6 weeks - 5 yrs
La Scuola 2086 Clarke Ave, East Palo Alto	2-5 yrs
MPCSD Laurel Early Learning Center 95 Edge Rd., Atherton	2 yrs 9 months - 5 yrs
The Primary School 2086 Clarke Ave, East Palo Alto	2 yrs 9 months - 5 yrs

Elementary School with TK

School Address City	Schedule
Belle Haven Elementary TK 415 Ivy Drive Menlo Park	Full Day
Encinal TK 195 Encinal Ave. Atherton	Half Day
Las Lomitas TK 299 Alameda de las Pulgas Atherton	Half Day
Laurel TK 95 Edge Rd. Atherton	Half Day
Los Robles-Ronald McNair TK 951 O'Connor St East Palo Alto	Full Day
Oak Knoll TK 1895 Oak Knoll Ln. Menlo Park	Half Day

Enrollment Trends

Early learning centers across the city experienced declines in enrollment during the COVID-19 pandemic. Although there has been some recovery from the pandemic, the full implementation of Transitional Kindergarten has decreased preschool enrollment as well.. Many programs have pivoted to serve younger students, and several have adjusted to provide afternoon care for students in TK programs (at least one program in Menlo Park provides transportation). Five of eight of the preschool directors interviewed reported they have experienced decreased enrollment of 4 and 5-year-olds, and have subsequently increased the enrollment of children three and younger([Director Interviews](#))⁴.

⁴ *Landscape Survey - Director Interviews*. (n.d.). Google Docs.
<https://docs.google.com/document/d/1MuBM2BDVhueUSVz76TDzQY6AN5c5Q9q8igOIMqyNcLc/edit?tab=t.0>

It is important to note that these challenges with preschool enrollment have been felt across the state since the onset of the Covid 19 pandemic and the full implementation of Transitional Kindergarten TK). This statewide trend is further explored in the Impact of TK and COVID-19 Pandemic Analyses, which will be included in the appendix of the final report.

Birth Rates and Population Trends

While the impact of the COVID-19 pandemic and full implementation of TK are being felt across the state, the City of Menlo Park preschool enrollment is also being impacted by the declining birth rates in the region. Before the COVID-19 pandemic, birth rates in the region were projected to increase, however, this is not track to happen ([2016 Early Learning Facilities Study](#)).⁵ Birth rates are down across the county as well as in Menlo Park. The number of aged children zero to four in San Mateo County in 2022 was 45,732. The number of children 0-4 went down, not up, and the 2022 Needs Assessment predicts that this number will remain relatively stable for the next 10 years ([2022 City of Menlo Park Childcare Needs Assessment](#))⁶.

"By 2032, the population of the City of Menlo Park is expected to increase (by 15% or 8,000 people), but the number of children under the age of 5 is projected to be relatively stable (increasing by only 2.9%, or 125 children)"
([2022 City of Menlo Park Childcare Needs Assessment](#))⁷

Birth numbers in zip codes 94025 & 94027 declined both before and during the pandemic.* ([Projected Enrollments 2022 to 2027 in the Menlo Park City School District](#)),⁸ The chart below shows the declining birth rates in the zip codes 94025 and 94027 from 2010 to 2021.

⁵ Brion Economics, Inc., Davis Consultant Network, Nilsson Consulting, & Tama, K. (2017). *Early Learning Facilities Study – 2016 San Mateo County*.
https://www.smcoe.org/assets/files/About_FIL/Child%20Care%20Partnership%20Council_FIL/Facilities%20Resources_FIL/2513%20Exe%20Sum%20CC%20SMC%20FINAL%202.22.17-2.pdf

⁶ Brion Economics, Inc. (2022). *City of Menlo Park Child care supply and Demand Summary*.
https://www.smcoe.org/assets/files/About_FIL/Child%20Care%20Partnership%20Council_FIL/Needs%20Assessment_FIL/2022%20Menlo%20Park%20City%20Profile-11.28.22.pdf

⁷ Ibid

⁸ Enrollment Projection Consultants. (2022). *Projected Enrollments 2022 to 2027 in the Menlo Park City School District*.
[https://go.boarddocs.com/ca/mpcsd/Board.nsf/files/CLNPD661879D/\\$file/2022-23%20MPCSD%20Forecast%20Update%20Report.pdf](https://go.boarddocs.com/ca/mpcsd/Board.nsf/files/CLNPD661879D/$file/2022-23%20MPCSD%20Forecast%20Update%20Report.pdf)

Birth Rates in Zip Codes 94025 & 94027 from 2010-2021

Birth "Year"	Births in zip codes 94025 and 94027	Trends
"2010"	621	From 2010-12 620-640 births per year
"2011"	620	
"2012"	640	
"2013"	598	From 2013-16 577-609 births per year
"2014"	591	
"2015"	609	
"2016"	577	
"2017"	529	From 2017-18 529-532 births per year
"2018"	532	
"2019"	484	From 2019-21 472-484 births per year
"2020"	472	
"2021"	474	

Source: [Projected Enrollments 2022 to 2027 in the Menlo Park City School District](#)⁹, Page 23

* These are proportionate birth amounts in the listed year and the prior year so as to properly correlate to the kindergarten eligibility period shown, such as "2010" births representing four-twelfths of the birth total in 2009 and eight-twelfths (for all but September to December) of the birth total in 2010.

Areas of Unmet Need

Despite the variety of preschool programs operating in Menlo Park, there are still areas of unmet need, especially with respect to **affordable care**, **flexible scheduling**, and **infant/toddler care**. These themes surfaced in the 2022 Menlo Park Childcare Needs assessment conducted by the County of San Mateo, and were further reinforced through the surveys and focus groups conducted with local families in Fall of 2024.

The [2022 Menlo Park Childcare Needs Assessment](#)¹⁰ suggests subsidized infant care is an area of unmet need. In 2020, there were only 14 subsidized infant care (under 2 years old) spaces available in Menlo Park, representing 2% of the eligible families in Menlo Park. In the same year, 81% of the need for families with eligible preschoolers had subsidized spaces. The chart below shows the number of children in Menlo Park in 2020 who were infants (0-2) or preschool age (3-4), how many were eligible for subsidized care, and how many subsidized spaces were available for families.

⁹ *ibid*

¹⁰ Brion Economics, Inc. (2022). *City of Menlo Park Child care supply and Demand Summary*.

https://www.smcoe.org/assets/files/About_FIL/Child%20Care%20Partnership%20Council_FIL/Needs%20Assessment_FIL/2022%20Menlo%20Park%20City%20Profile-11.28.22.pdf

Menlo Park - 2020 - Subsidized Care and Need			
Item	Infants 0-2 Years	Preschool 3-4 Years	Total 0-4 Years
Estimated Children	1,788	1,110	2,898
Eligible (Need) for Subsidized Spaces	631	451	1,082
Percent of Total Children	35%	41%	37%
No. of Subsidized Spaces	14	365	379
Unmet Need	(617)	(86)	(703)
Percent of Need Met	2%	81%	35%

The need for subsidized infant and toddler care was affirmed by the six hundred and twenty-seven people who completed the [Menlo Park Childcare Needs Assessment Survey](#)¹¹ in September and October of 2024. The vast majority - 97% - identified as the parent/guardian for a child under 12. Most of the responses were from families with a child under the age of 5. 413 responses were from Menlo Park residents, representing a wide cross-section of the city. The most important categories of feedback from families highlight the need for **affordable**, **flexible**, and **trustworthy** childcare that also provides **educational value**. In addition, many families indicated a need for more **infant/toddler** programming. These themes reflect the core concerns of parents juggling work and family life, underscoring the critical areas for improvement in childcare services. The need for local, neighborhood-based childcare was a clear priority for many respondents. Many families also identified a need for better communication about the quality of staff and the educational value of the programs. Addressing these key needs can lead to more satisfied families and more accessible childcare solutions.

¹¹ City of Menlo Park and Solutionary Advisors (2024) Childcare Needs Assessment Survey.
<https://docs.google.com/document/d/1W7d5qmuJd8OqQrNQmPiSilw1jayA14lenrleAs9MQ6A/edit?tab=t.0>



Menlo Park Childcare Needs Assessment

Landscape: Local Preschools that Have Recently Closed

This is a list of known local preschools that have recently closed. The closures listed started in March 2020, after the pandemic caused temporary shutdowns of many preschools. The data is based on reporting from the [California State Licensing website](#), and/or online research stating the closure, and/or a website address that is no longer valid. We are continuing to research this information. We hope to learn more about the reasons for closure, but it is difficult to contact closed businesses. Please contact tricia@solutionaryadvisors if you have any details about closed preschools in Menlo Park and surrounding communities.

NAME	ADDRESS	CITY	FULL CAPACITY	CLOSED DATE
Circle Of Friends Preschool	3214 Alameda De Las Pulgas	Menlo Park	Not listed	Not listed
Roberts School	641 Coleman Ave	Menlo Park	50	Not listed
Crescent Park Community Child Care	4161 Alma Street	Palo Alto	66	8/31/2021
Genius Kids	569 San Antonio Road	Palo Alto	45	8/11/2020
Good Neighbor Montessori	4000 Middlefield Road #K4	Palo Alto	60	10/31/2020
Love -N- Care Christian Preschool & Day Care Center	2490 Middlefield Road	Palo Alto	75	7/3/2020
Sora International Preschool (Palo Alto Location)	701 East Meadow Drive	Palo Alto	26	5/31/2020
Young Life Christian Pre-School Center	687 Arastradero Rd	Palo Alto	31	7/31/2020

Menlo Park Childcare Needs Assessment

Landscape: Nearby City-Based Childcare Programs

In local counties, there are two types of city-based childcare:

1. **Full Day Preschool Centers** are more robust programs with longer hours that serve a broader age range. Pacifica, Belmont, San Mateo, Palo Alto, and Menlo Park fall into this category.

Pacifica is an example similar to Menlo Park's Preschool Program, as a two-site full-day preschool operated by the city. Some families pay full fees, and some are subsidized based on need. Their funding model is based on four sources: 1) Participant fees, 2) Grants from CA Department of Education and San Mateo County, 3) City of Pacifica General Fund, and 4) Fundraisers by a Parent Advisory Committee and Pacificans Care. Like other preschools, they experienced declined enrollment from Universal TK and post-Covid changes. They recently instituted a strong city-wide advertising campaign that has increased enrollment. They are discussing extending the age of care to 2-year-olds.

2. **Half Day Preschool Age Programs** are in community centers with more limited schedules and age eligibility. Redwood City, Mountain View, Los Gatos/Saratoga, Los Altos, and Campbell fall in this category. Los Gatos/Saratoga, Los Altos, and Campbell only offer morning classes, while Redwood City and Mountain View offer a choice between morning and afternoon.

Mountain View is an example of this style of Preschool program. They have one room in a community center dedicated to preschool-age children. They offer a half-day program in the morning or afternoon. It is full-fee based with a resident and non-resident rate. The half-day program addresses the challenge of affordable care. The audience is primarily a family that does not need FT care during standard work hours. They are not a licensed preschool. They have felt the impact of free school-based Universal TK and some decreased enrollment. Families choose their preschool because of the quality of care, convenience, flexible part-time schedule options, and parent communication during the day (photos).

Nearby Cities that operate a preschool program:

San Mateo County						
City	Type	Age	# Sites	Hours	Type of Building	Employer
Belmont	Full Day	2-5 yrs	1 site	8am - 6 pm Full or Half Day option	City community center	*
Pacifica	Full Day	2.9 - 5 yrs	2 sites	7am - 6pm	City buildings	*
Burlingame	Half Day	2-3 yrs	1 site	8:45am - 3:30pm Morning or afternoon	City building	*
Redwood City	Half Day	3-5 yrs	1 site	9am - 3:30pm Morning or afternoon	City community center	*
San Mateo	Half Day	2-5 yrs	2 sites	8:30am - 3:30pm Morning or afternoon	City community center	*
Santa Clara County						
City	Type	Age	# Sites	Hours	Type of Building	Employer
Palo Alto - PACCC	Full Day	2 mos- 5yrs	5 sites 2 infant/toddler	7:30am - 6pm	School district and city buildings	*
Campbell	Half Day	2yr 8 mos- 5.5 yrs	1 site	Morning only 3-4 Days/week	City community center	*
Los Altos	Half Day	4-5 yrs	1 site	8:45 - 11:45am Mon-Thurs	City building	*
Los Gatos/Saratoga	Half Day	3-5 yrs	1 site	8:30 - 11:30am 2-4 Days/week	City community center	*
Mountain View	Half Day	3-5 yrs	1 site	Morning or Afternoon	City community center	*

*Additional research is in progress to verify who (city, nonprofit, or for-profit) employs the childcare workers in the preschool programs.

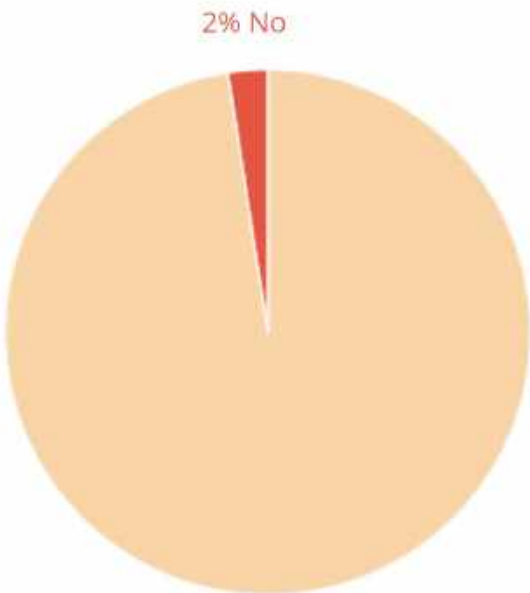
Child care needs assessment - Menlo Park

Are you a parent or guardian of at least one child between 0-12 years old?

97%	Yes, parent	535 ✓
2%	No	9 ✓
1%	Yes, guardian	7 ✓
1%	Prefer not to answer	3 ✓

554 Respondents

Do you make decisions about child care for your family?



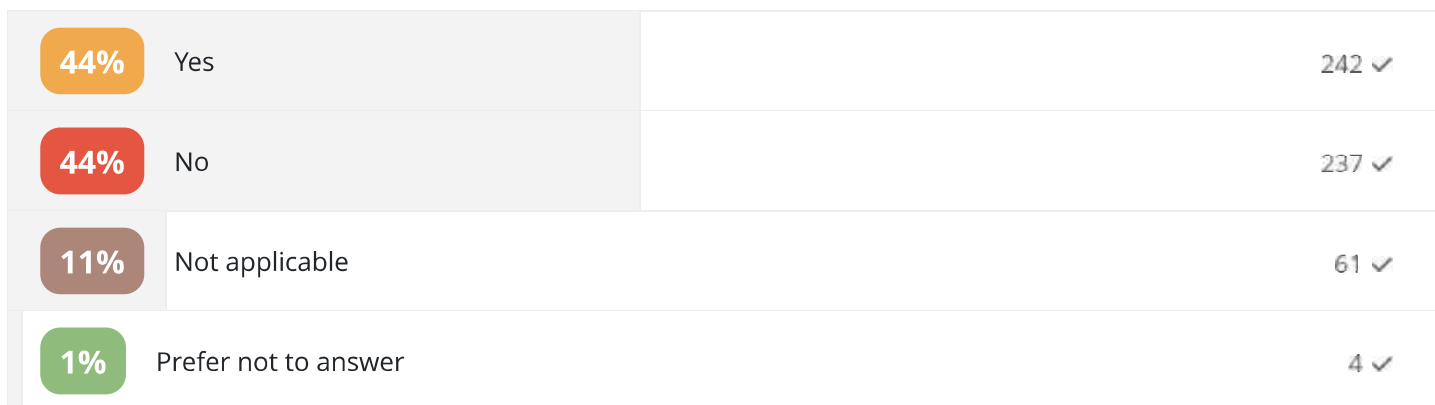
98% Yes
574 respondents

What are the ages of all your children?

21%	2	113 ✓
21%	4	111 ✓
18%	3	99 ✓
17%	Less than 1 year old	93 ✓
16%	1	85 ✓
16%	5	84 ✓
13%	6	72 ✓
13%	7	72 ✓
12%	8	63 ✓
9%	10	48 ✓
7%	9	38 ✓
6%	11	33 ✓
6%	13+	30 ✓
5%	12	28 ✓
0%	There are no children in my household	1 ✓
0%	Prefer not to answer	0 ✓

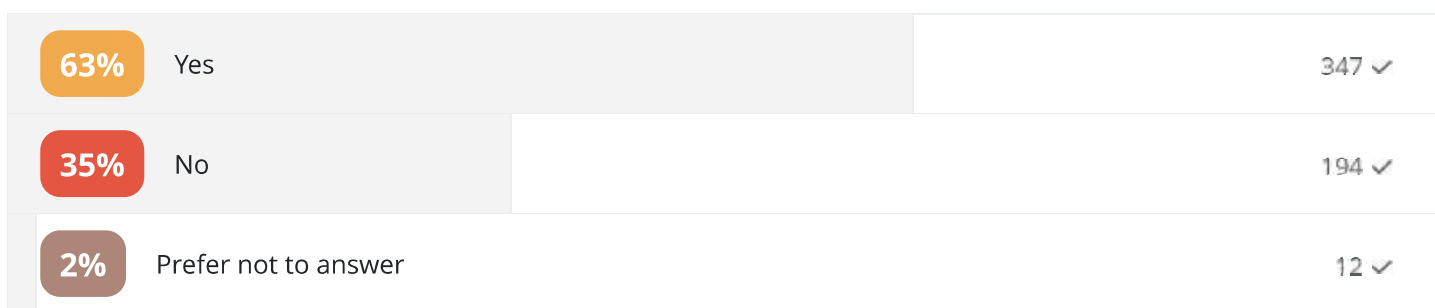
536 Respondents

Do you and other household members work different shifts to reduce the need for child care?




544 Respondents

Have you ever had to turn down work due to a lack of child care?



553 Respondents

Please select the ages of your children for which you are currently using child care support by someone other than you or your partner/spouse. Please select all that apply.



513 Respondents

In a typical week, who is the primary provider of child care and/or supervision for your child/children **ages 2-4 years** during your family's work hours?

32%	I have no child/children ages 2-4 years	168 ✓
16%	Child care or preschool center in the community for children who are 4 or younger	82 ✓
15%	Child care or preschool center on a school campus for children who are 4 or younger	79 ✓
12%	You, yourself	65 ✓
7%	Paid child care provider who is in your home (e.g. nanny, babysitter, au pair, etc.)	36 ✓
5%	Child's other parent or guardian	27 ✓
4%	Family, friend, or neighbor who you pay	21 ✓
4%	Paid child care run out of someone else's home (Licensed Family Child Care Home)	21 ✓
2%	Before-/after-school program on a school campus for children who are school-aged	11 ✓
1%	Family, friend, or neighbor who you do not pay	6 ✓
1%	Before-/after-school program in the community for children who are school-aged	6 ✓
1%	Parent participation or parent co-op preschool/nursery school	3 ✓
0%	Other	1 ✓
0%	Prefer not to answer	1 ✓

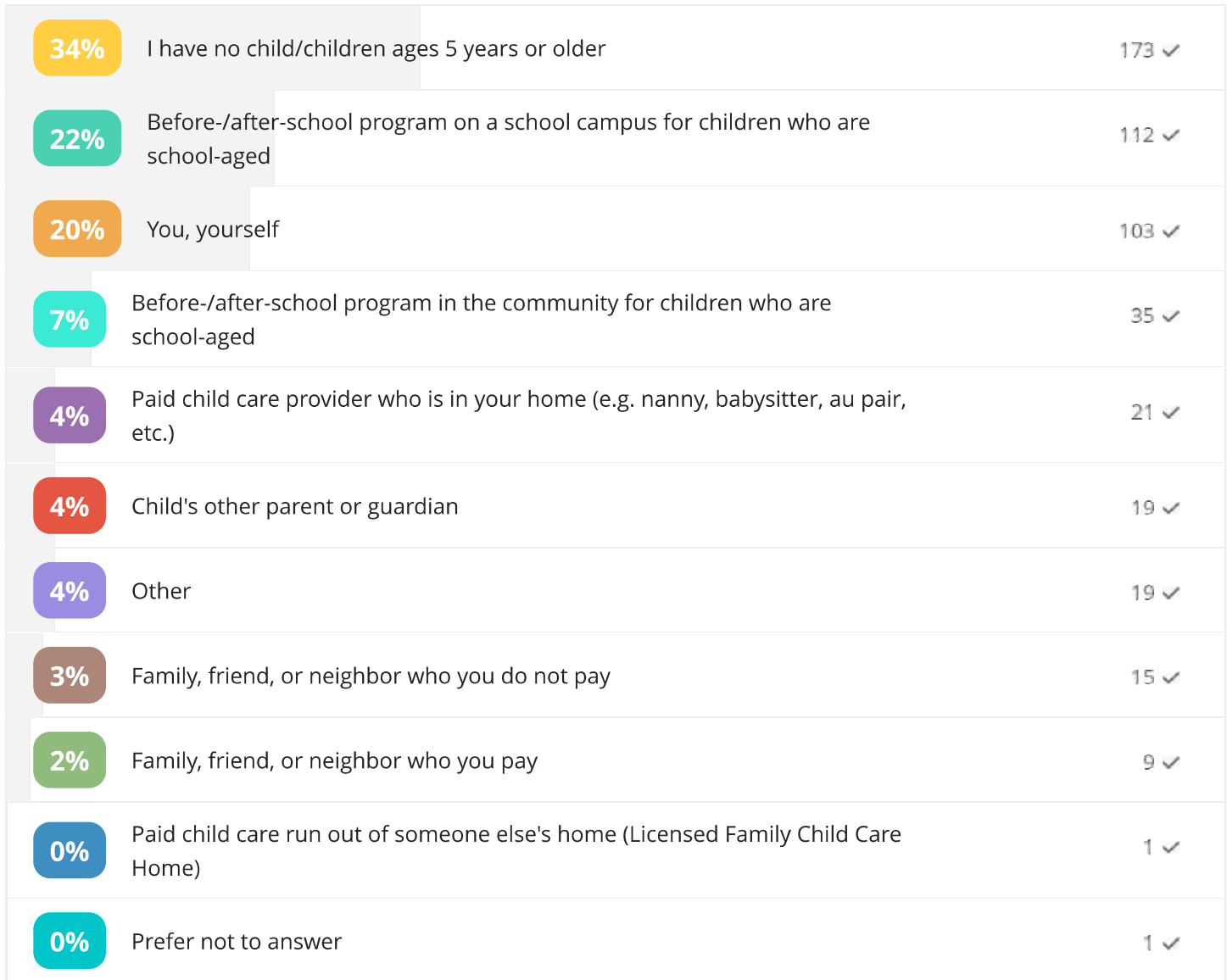
527 Respondents

In a typical week, who is the primary provider of child care and/or supervision for your child/children **ages 0-24 months** during your family's work hours?

51%	I have no child/children ages birth-24 months	263 ✓
18%	You, yourself	91 ✓
10%	Paid child care provider who is in your home (e.g. nanny, babysitter, au pair, etc.)	52 ✓
6%	Child care or preschool center in the community for children who are 4 or younger	30 ✓
5%	Paid child care run out of someone else's home (Licensed Family Child Care Home)	23 ✓
3%	Child care or preschool center on a school campus for children who are 4 or younger	15 ✓
3%	Family, friend, or neighbor who you do not pay	13 ✓
2%	Child's other parent or guardian	11 ✓
2%	Family, friend, or neighbor who you pay	9 ✓
1%	Parent participation or parent co-op preschool/nursery school	3 ✓
0%	Other	1 ✓
0%	Prefer not to answer	1 ✓

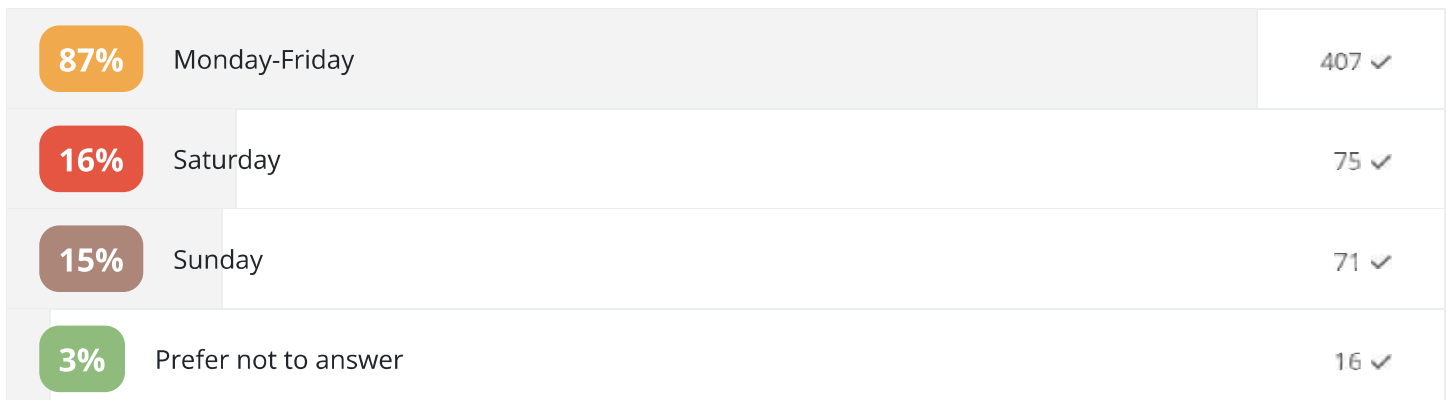
511 Respondents

In a typical week, who is the primary provider of child care and/or supervision for your child/children **ages 5 years or older** during your family's work hours?



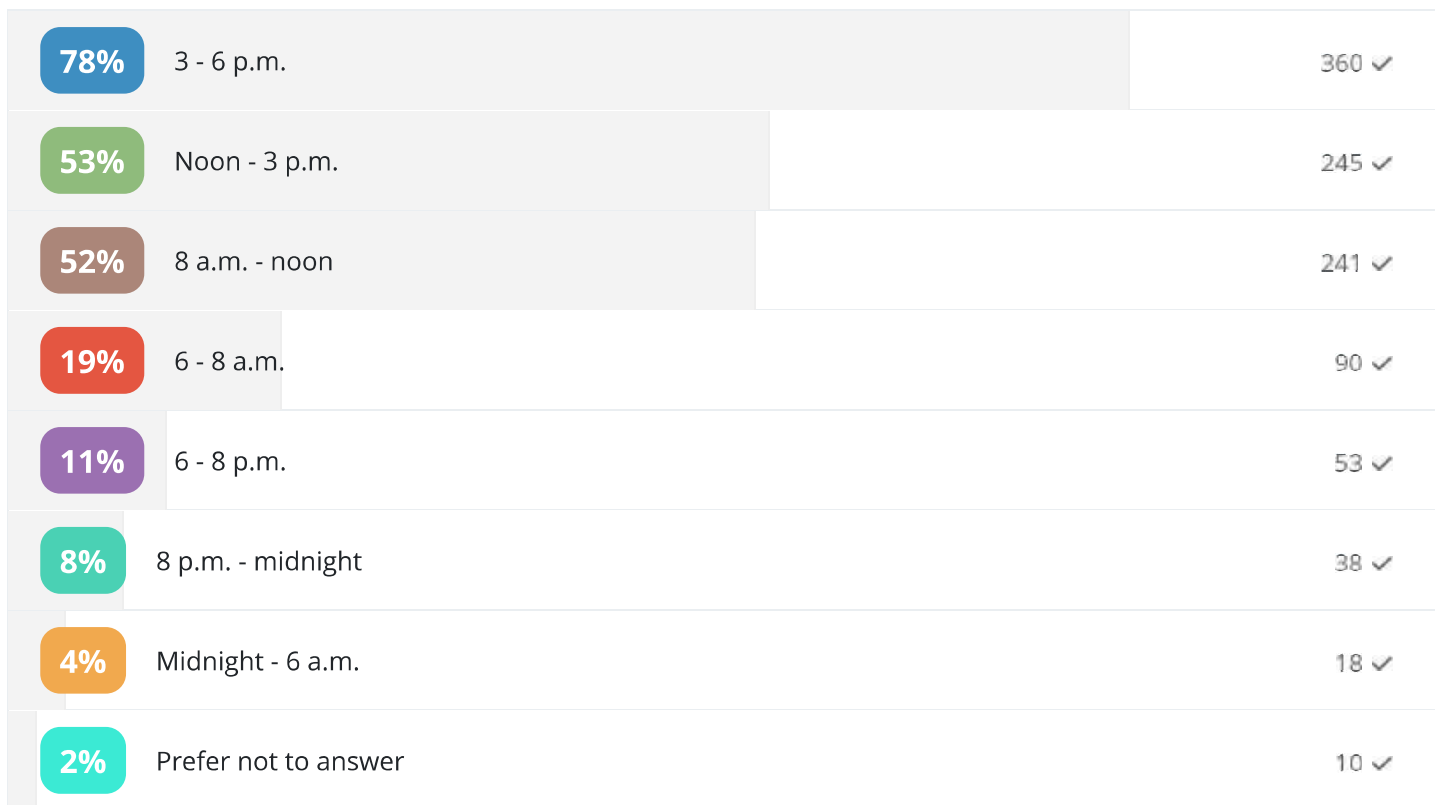
508 Respondents

In a typical week, on what days do you need child care from someone other than yourself or your spouse/partner? Please select all that apply.



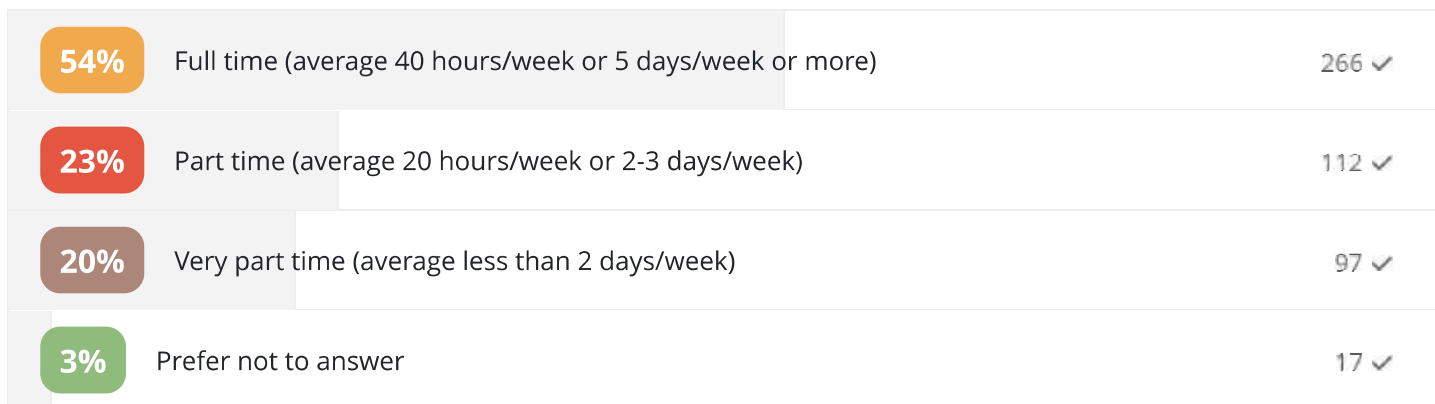
467 Respondents

During what hours do you typically need child care from someone other than yourself or your spouse/partner? Please select all that apply.



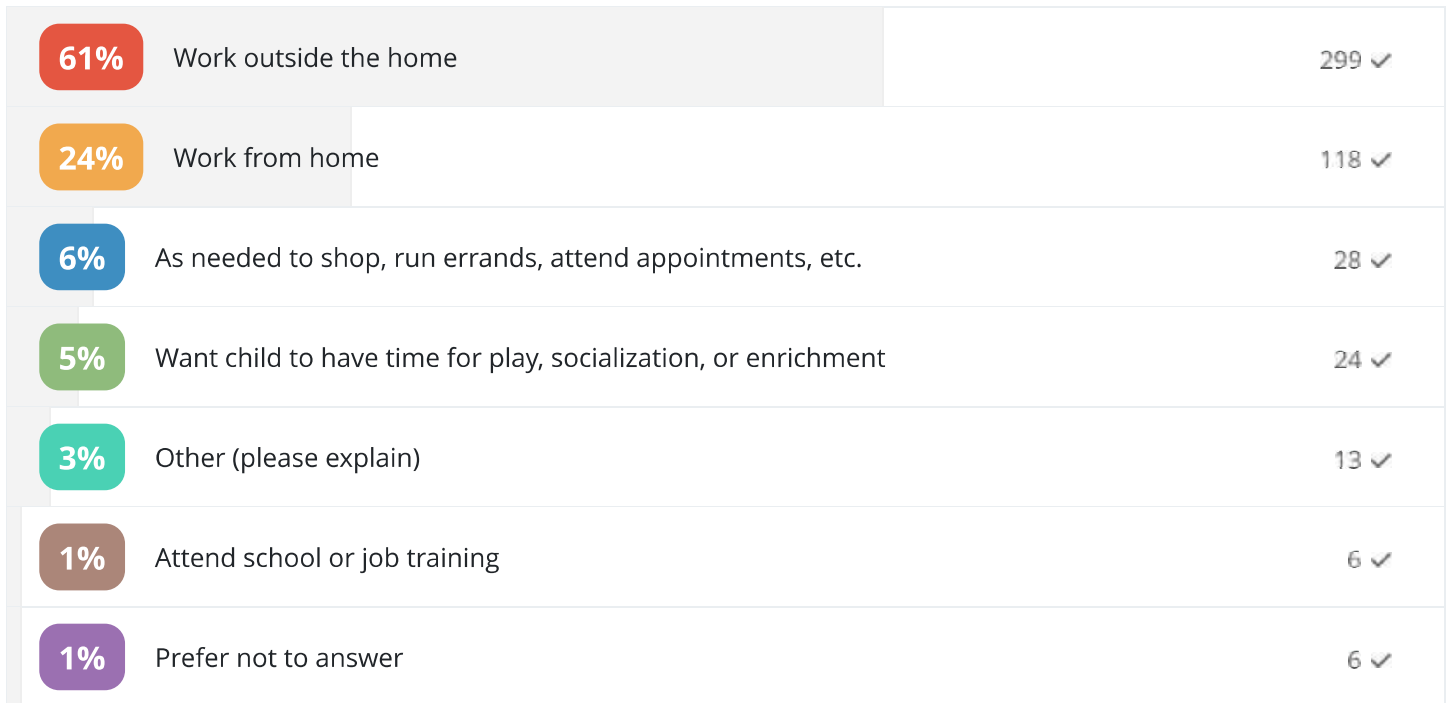
462 Respondents

In a typical week, how often do you use child care?



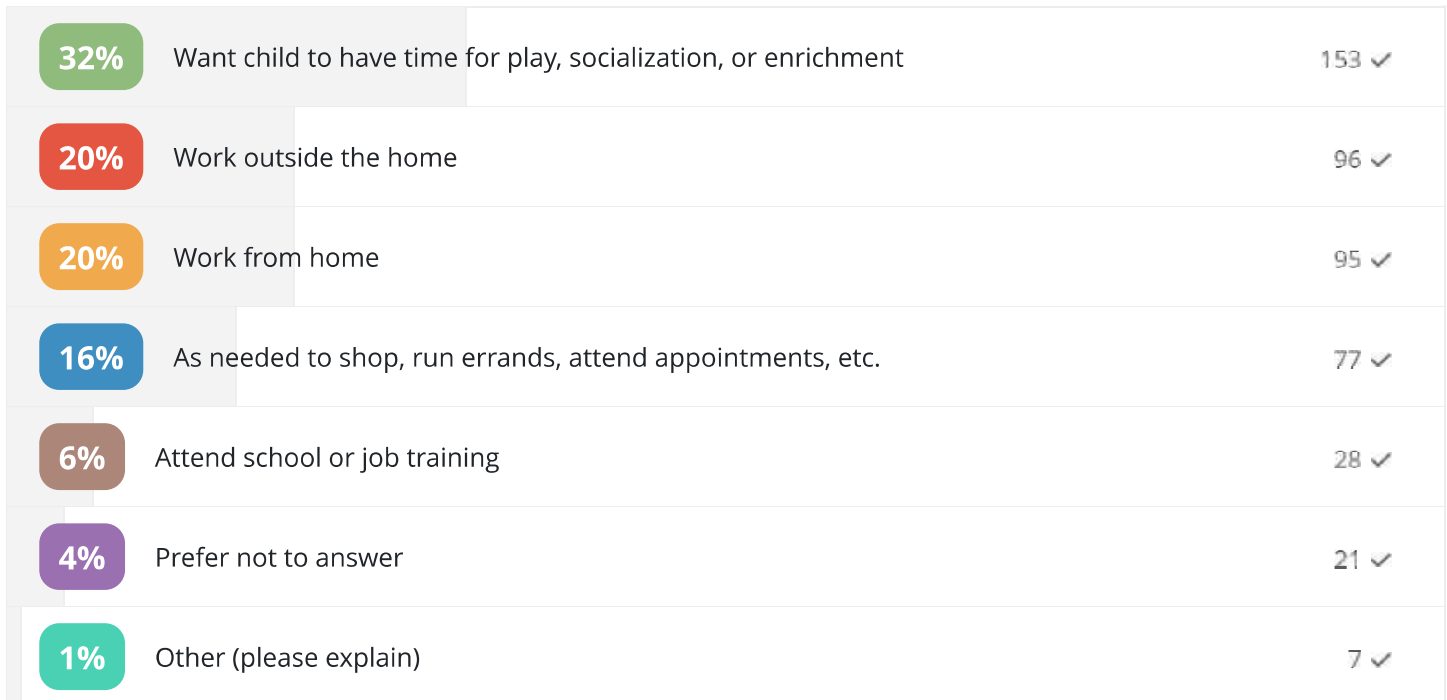
492 Respondents

What is your primary reason for using child care?



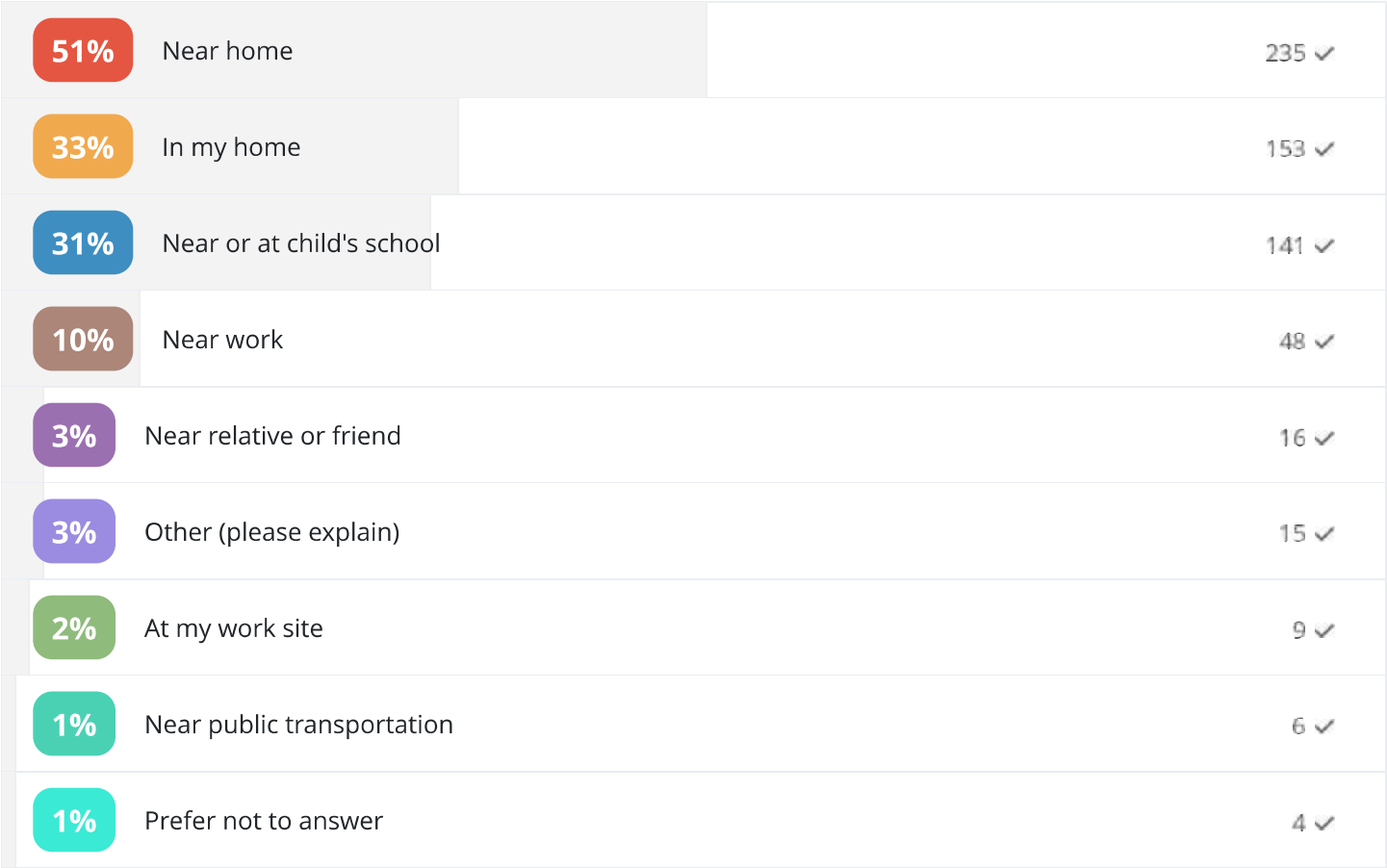
494 Respondents

What is your secondary reason for using child care?



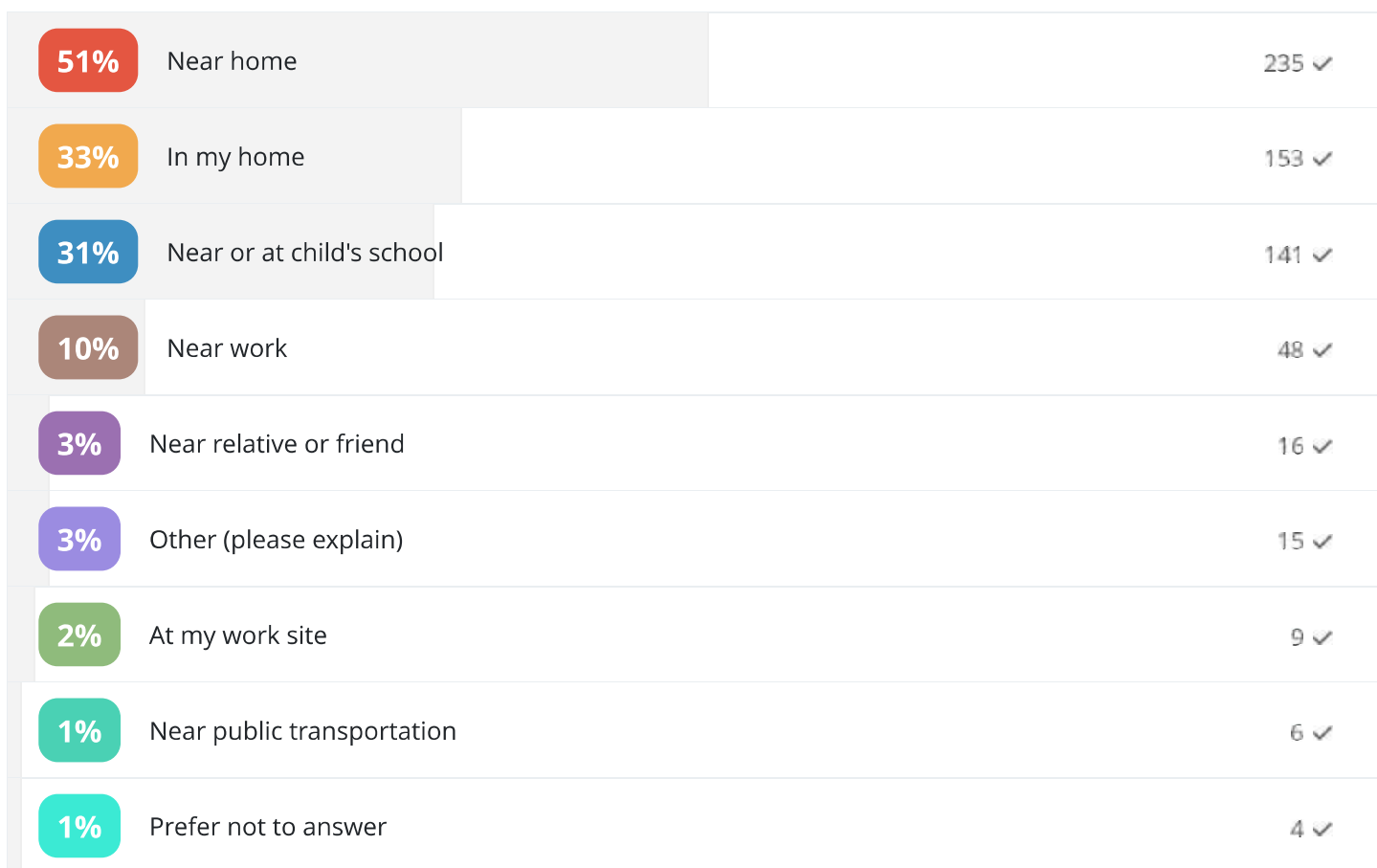
477 Respondents

Please tell us about the location of the child care you use. Please select all that apply.



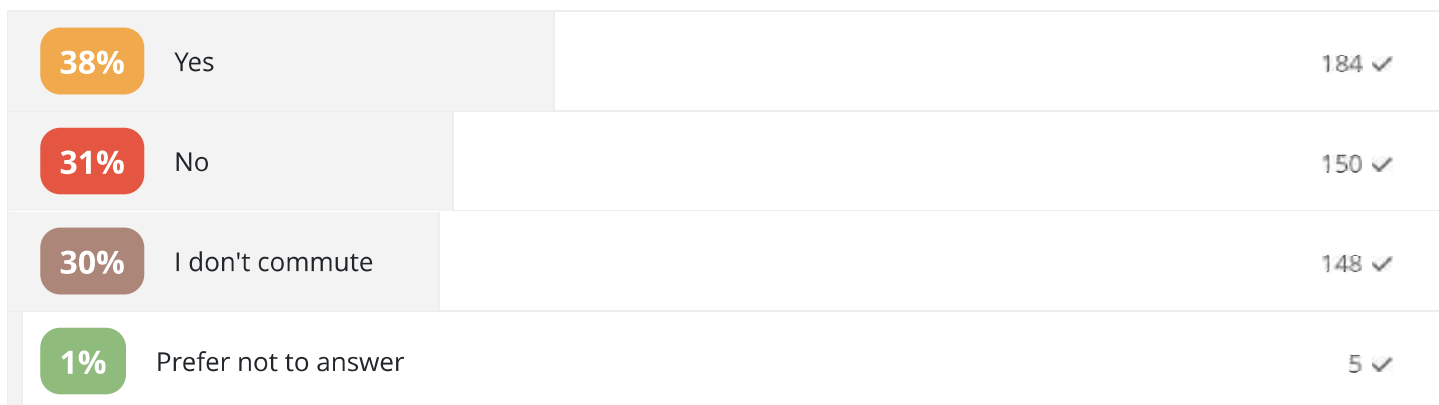
458 Respondents

Please tell us about the location of the child care you use. Please select all that apply.



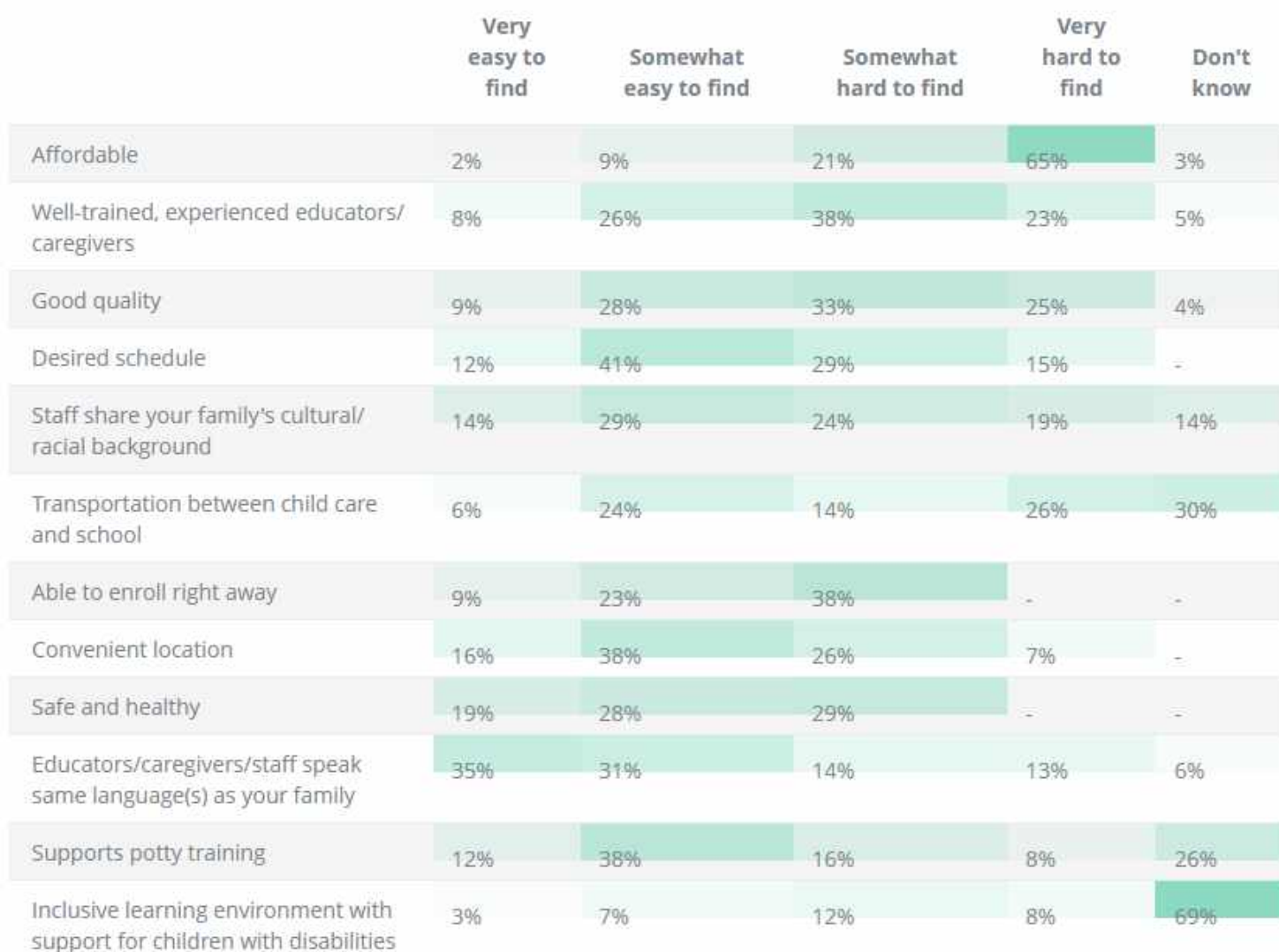
458 Respondents

If you commute to/from Menlo Park for work, do you bring your child(ren) with you for child care?



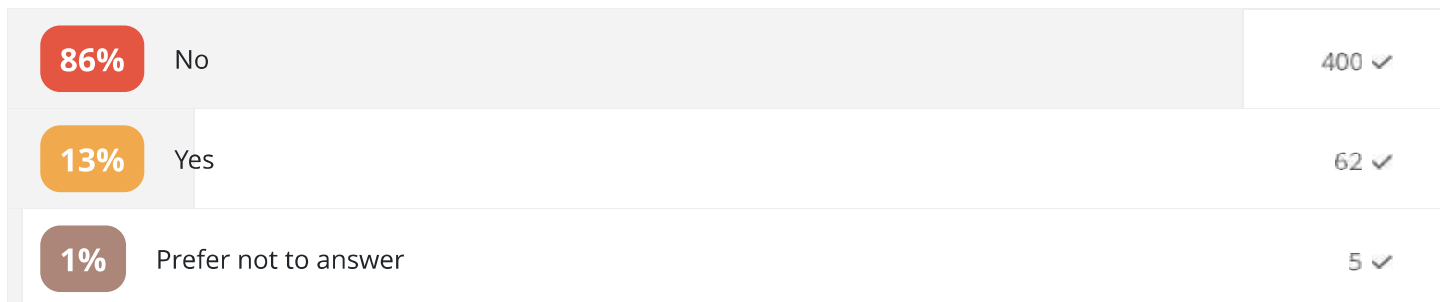
487 Respondents

Below you will find some things families consider when looking for child care. For each one, rate how easy or hard it was to find for your child(ren).



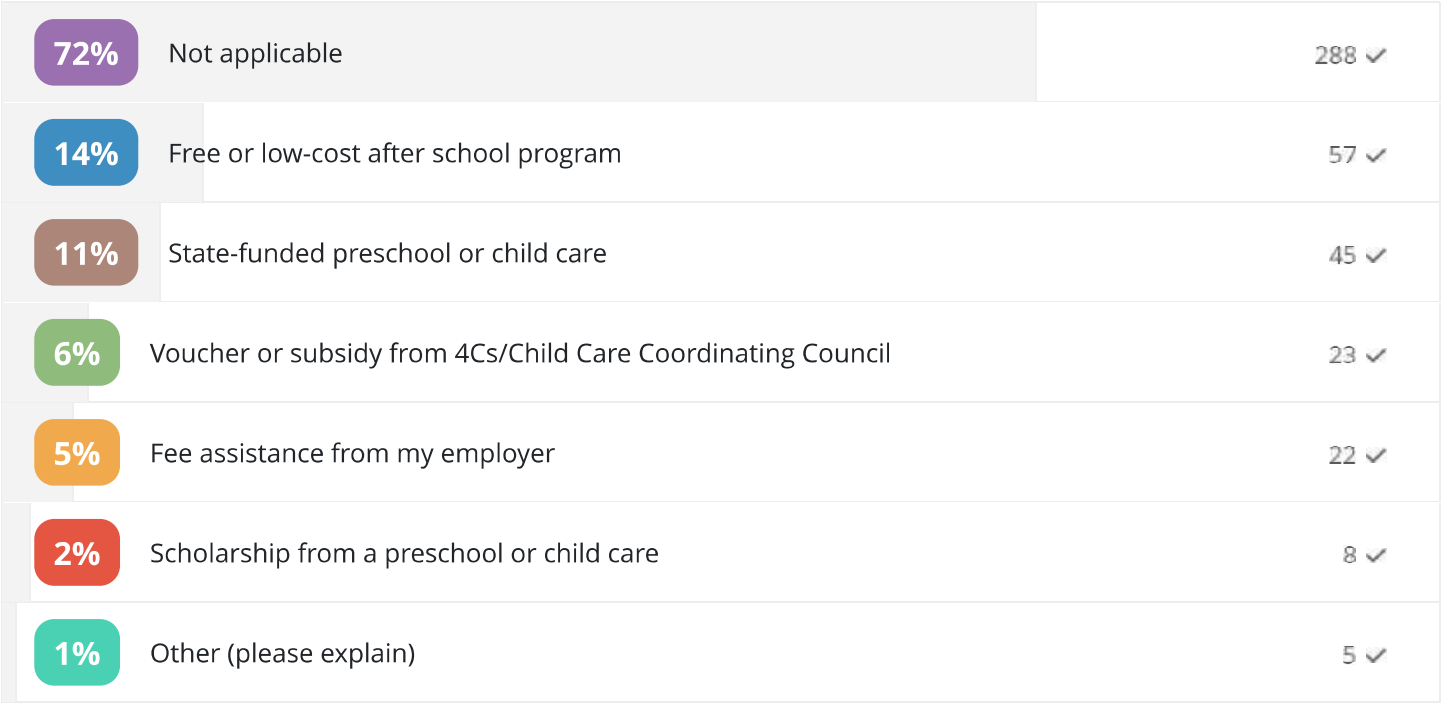
478 respondents

Do you receive financial assistance for your child care costs?



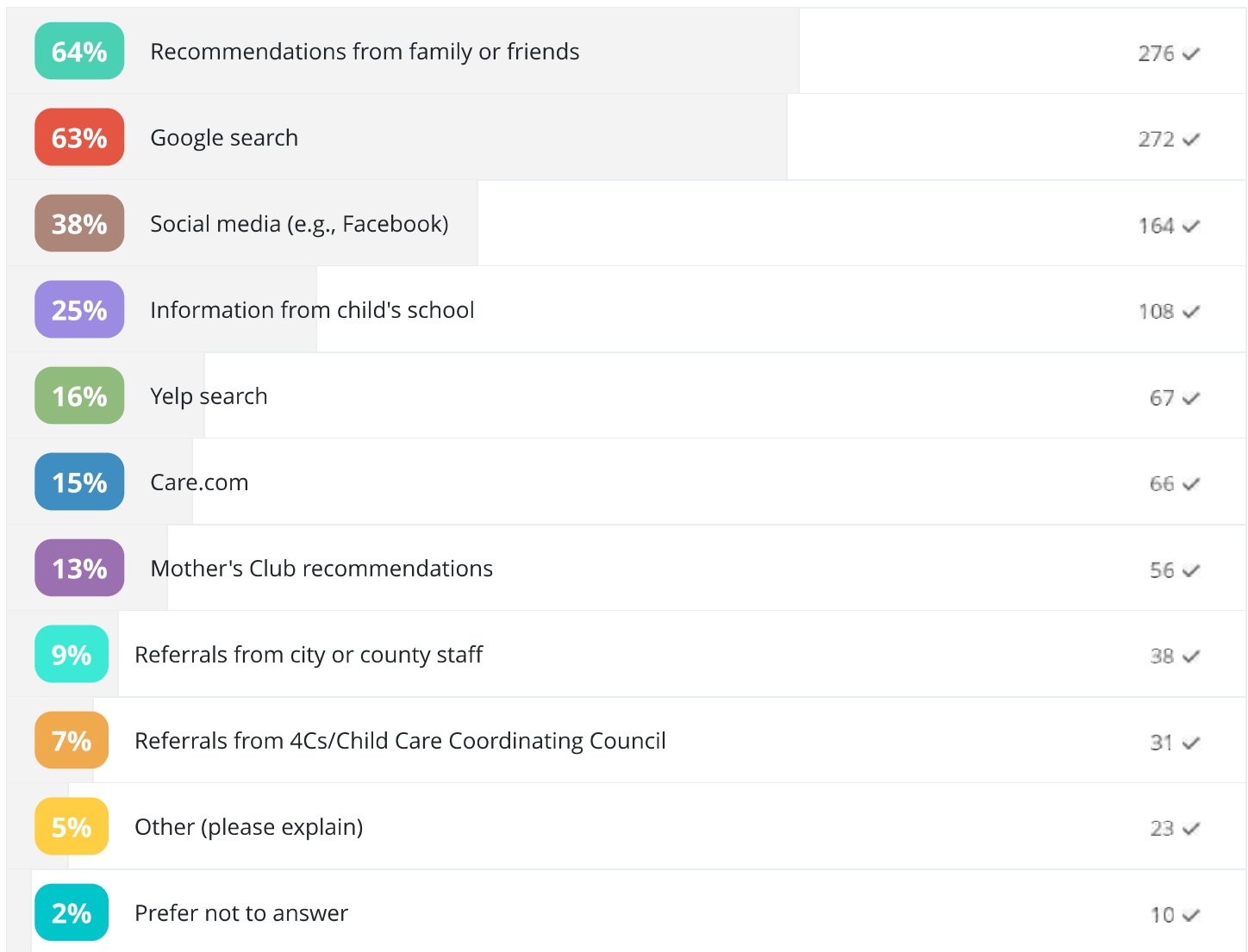
467 Respondents

Which types of financial assistance do you receive to pay for child care? Please select all that apply.



402 Respondents

Which of the following did you use when searching for child care? Please select all that apply.



430 Respondents

If cost and availability were not an issue, what would be your preferred child care for your child
ages birth to 24 months?

34%	I have no child/children ages birth-24 months	155 ✓
26%	You, yourself	118 ✓
18%	Paid child care provider who is in your home (e.g., nanny, babysitter, au pair, etc.)	81 ✓
15%	Child care or preschool center in the community for children who are 4 or younger	68 ✓
2%	Paid child care run out of someone else's home (Licensed Family Child Care Home)	7 ✓
1%	Family, friend, or neighbor who you do not pay	6 ✓
1%	Family, friend, or neighbor who you pay	6 ✓
1%	Child's other parent or guardian	5 ✓
1%	Parent participation or parent co-op preschool/nursery school	5 ✓
1%	Other	4 ✓
1%	Prefer not to answer	3 ✓

458 Respondents

If cost and availability were not an issue, what would be your preferred child care or preschool for your child/children **ages 2-4 years**?

24%	I have no child/children ages 2-4 years	111 ✓
23%	Child care or preschool center on a school campus for children who are 4 or younger	103 ✓
22%	Child care or preschool center in the community for children who are 4 or younger	102 ✓
7%	You, yourself	32 ✓
7%	Paid child care run out of someone else's home (Licensed Family Child Care Home)	32 ✓
6%	Paid child care provider who is in your home (e.g. nanny, babysitter, au pair, etc.)	26 ✓
4%	Parent participation or parent co-op preschool/nursery school	16 ✓
2%	Before-/after-school program on a school campus for children who are school-aged	10 ✓
1%	Family, friend, or neighbor who you pay	6 ✓
1%	Family, friend, or neighbor who you do not pay	5 ✓
1%	Before-/after-school program in the community for children who are school-aged	4 ✓
1%	Prefer not to answer	4 ✓
1%	Child's other parent or guardian	3 ✓
0%	Other	1 ✓

455 Respondents

If cost and availability were not an issue, what would be your preferred child care for your child/children **ages 5 years or older**?

29%	I have no child/children ages 5 years or older	132 ✓
28%	Before-/after-school program on a school campus for children who are school-aged	128 ✓
11%	Paid child care provider who is in your home (e.g. nanny, babysitter, au pair, etc.)	49 ✓
10%	Before-/after-school program in the community for children who are school-aged	46 ✓
9%	You, yourself	41 ✓
5%	Family, friend, or neighbor who you pay	21 ✓
4%	Paid child care run out of someone else's home (Licensed Family Child Care Home)	17 ✓
2%	Family, friend, or neighbor who you do not pay	9 ✓
1%	Child's other parent or guardian	5 ✓
1%	Prefer not to answer	3 ✓
0%	Other	1 ✓

452 Respondents

What is your preferred location for child care for your child/children **ages birth to 24 months**?
Please select all that apply.

53%	In my home	202 ✓
48%	Near home	183 ✓
13%	Near work	50 ✓
9%	Other (please explain)	36 ✓
8%	Near or at child's school	29 ✓
8%	Prefer not to answer	29 ✓
2%	Near relative or friend	7 ✓
1%	Near public transportation	3 ✓

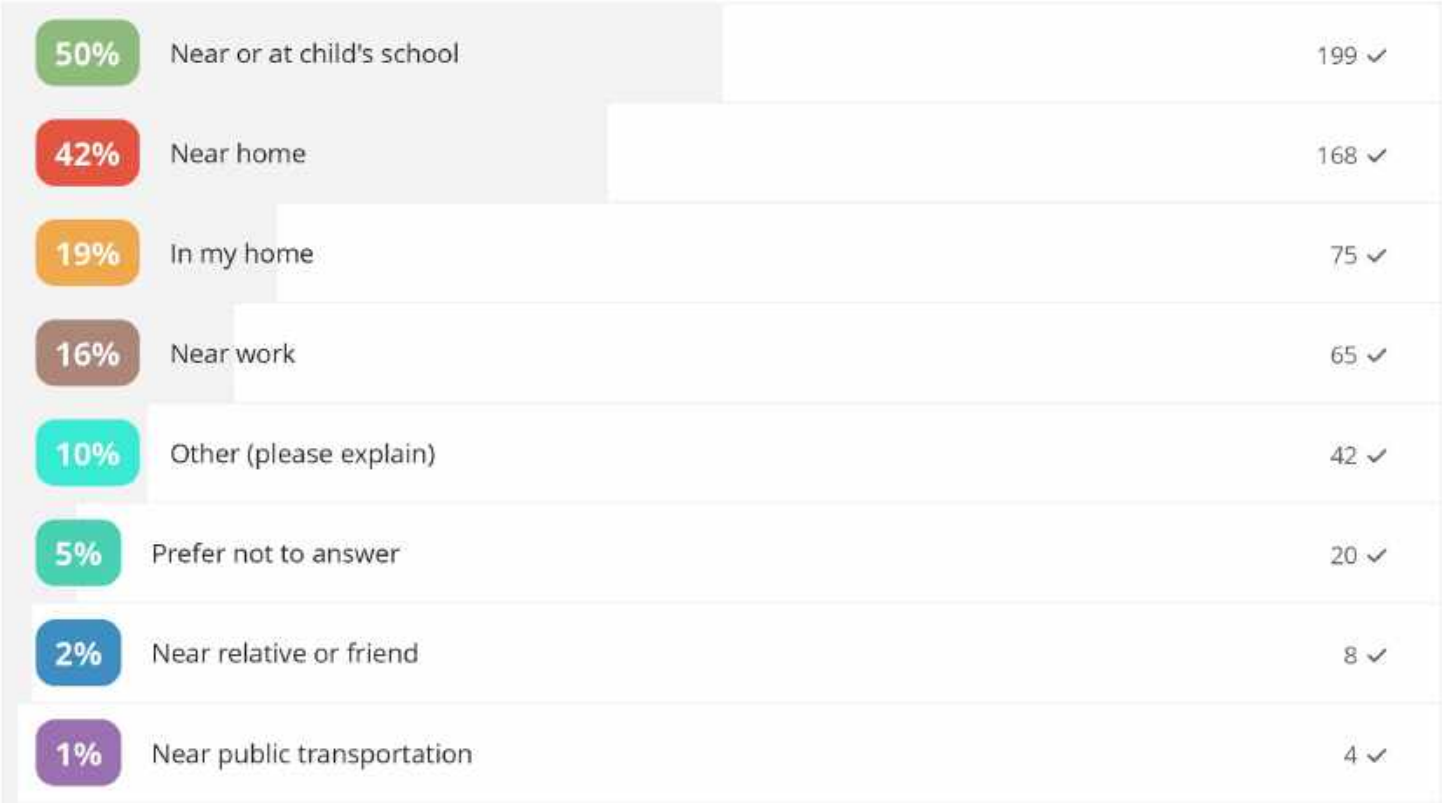
382 Respondents

What is your preferred location for child care for your child/children **ages 2 to 4**? Please select all that apply.

65%	Near home	248 ✓
28%	Near or at child's school	106 ✓
26%	Near work	98 ✓
21%	In my home	80 ✓
8%	Prefer not to answer	29 ✓
3%	Other (please explain)	12 ✓
2%	Near public transportation	6 ✓
1%	Near relative or friend	4 ✓

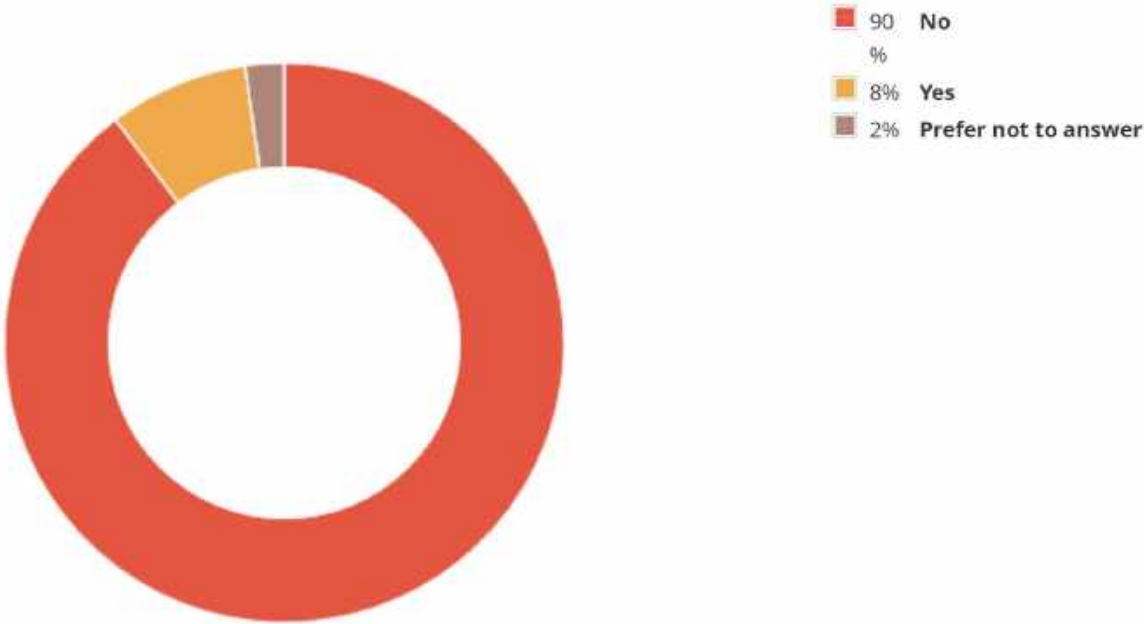
383 Respondents

What is your preferred location for child care for your child/children **ages 5 and older**? Please select all that apply.



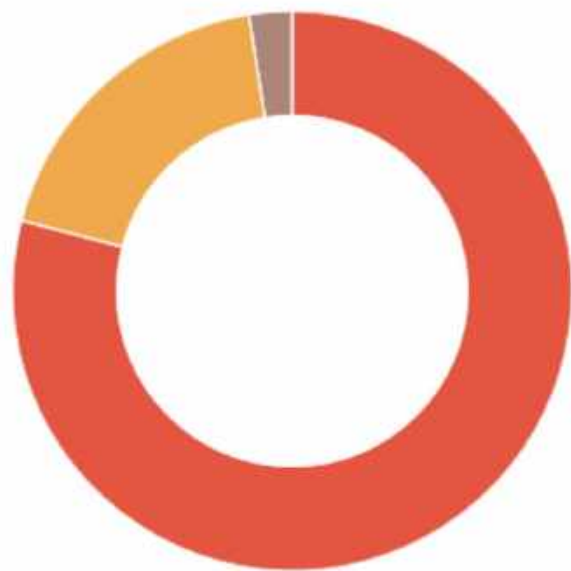
402 Respondents

Do any of your children have one or more disabilities and/or special needs?



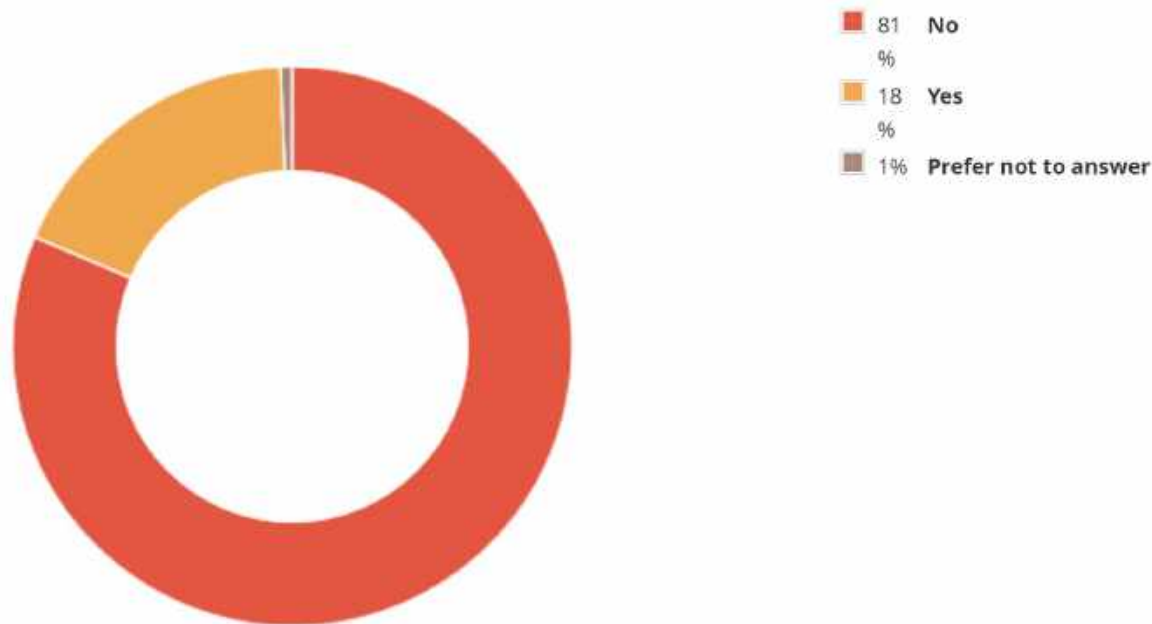
446 respondents

Do any of your children have an IEP (Individualized Education Program) or IFSP (Individualized Family Service Plan)?



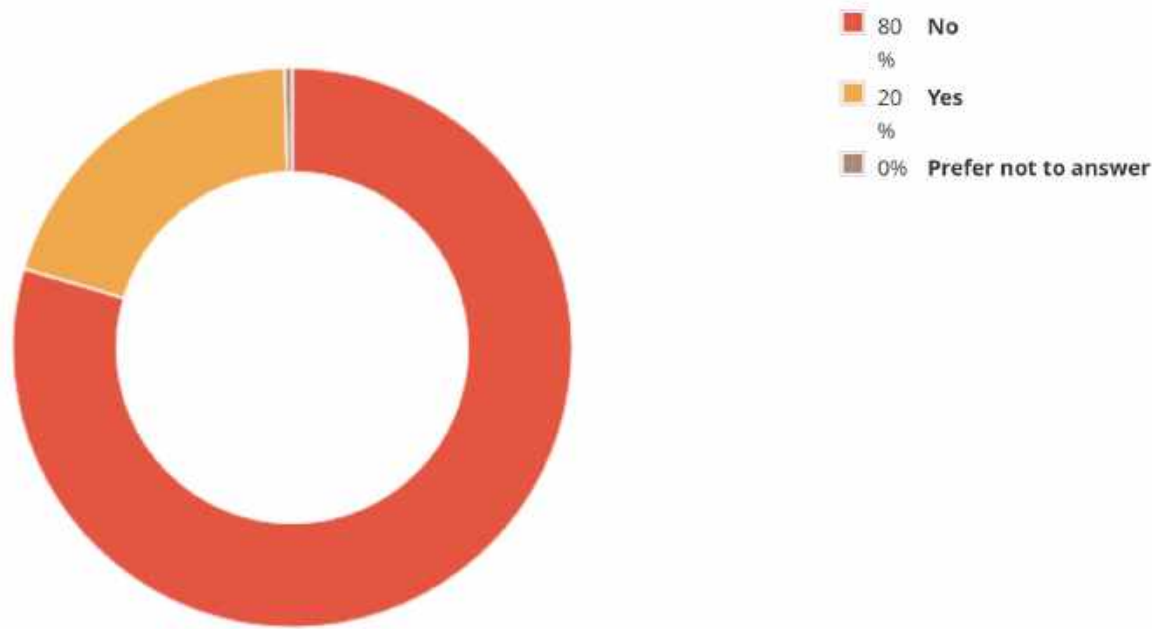
444 respondents

Is your child attending transitional kindergarten in the Fall of 2024?



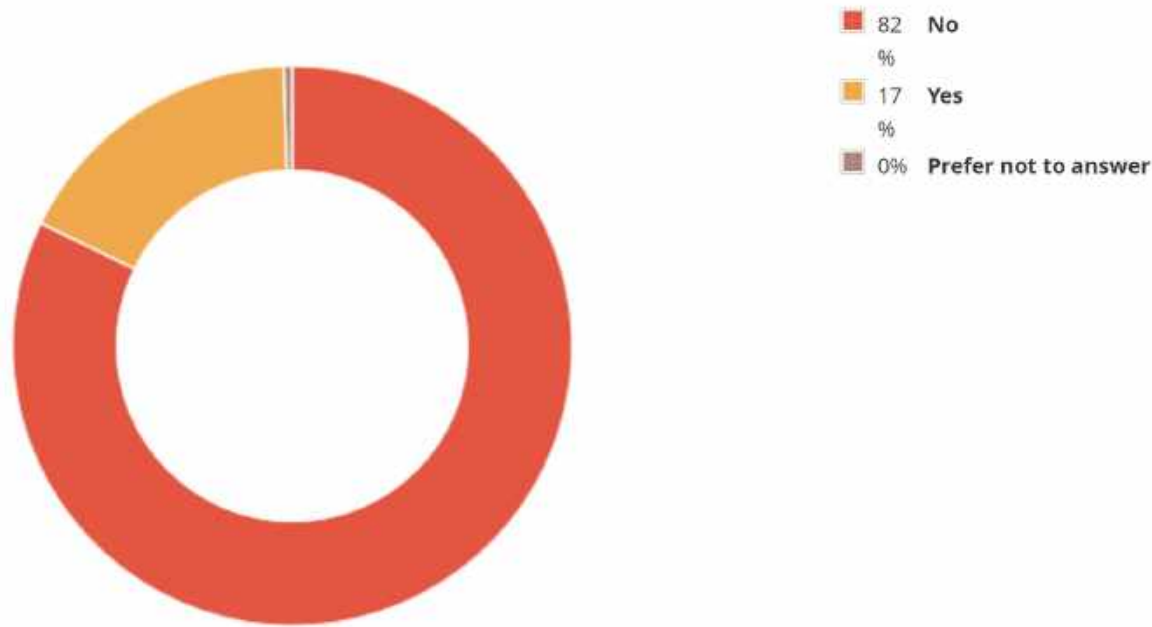
446 respondents

Is your child attending Kindergarten in Fall 2024?



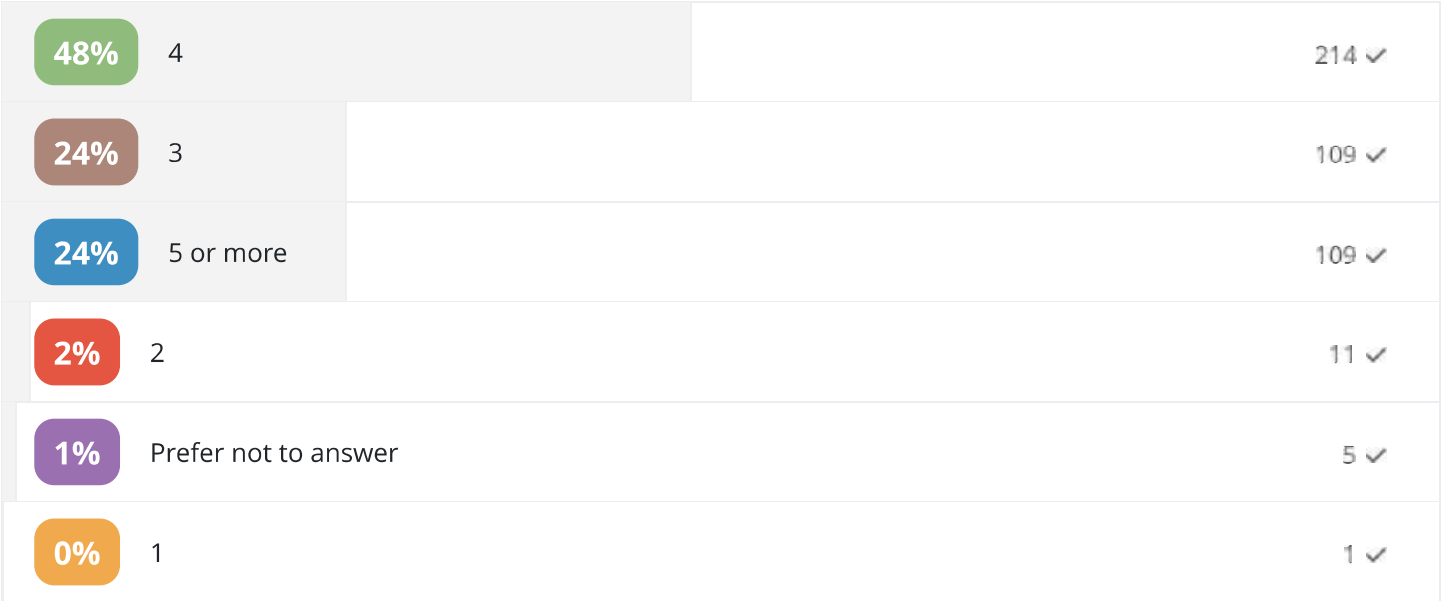
445 respondents

Do your child(ren) currently attend any City of Menlo Park child care programs? (The City's child care programs are Belle Haven Child Development Center, Belle Haven Youth Center, and Menlo Children's Center.)



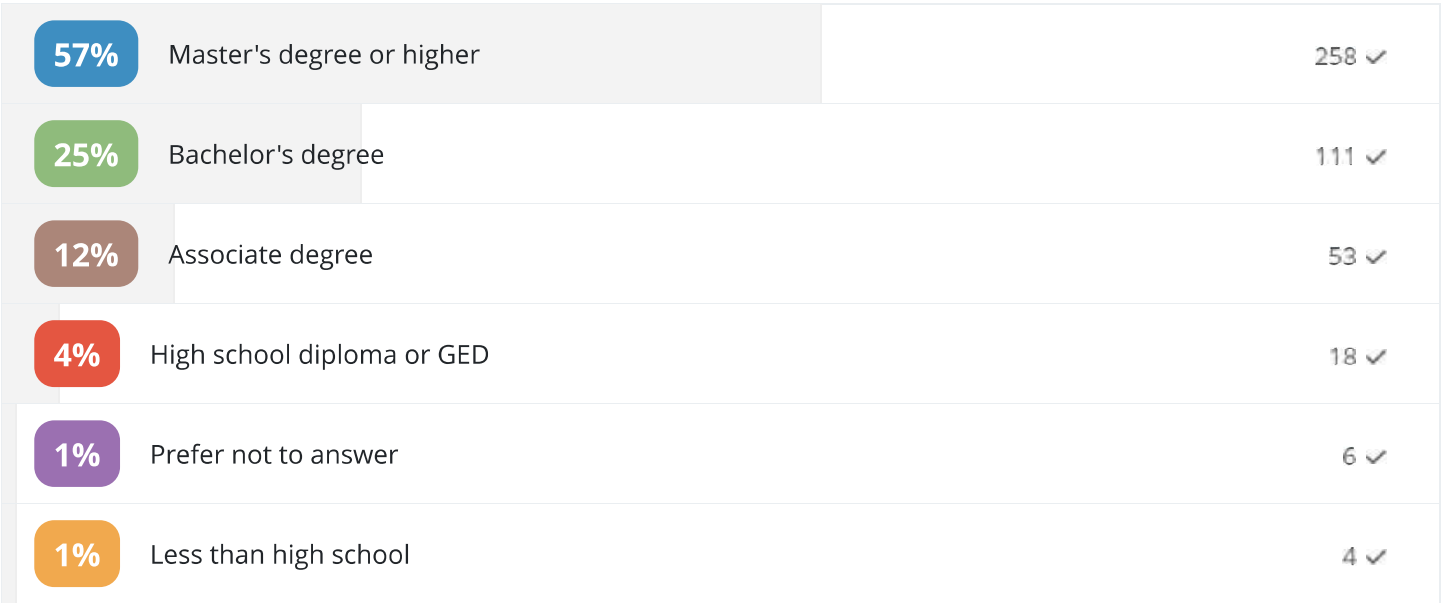
405 respondents

How many people live in your home, including yourself?



449 Respondents

What is your highest educational degree completed?



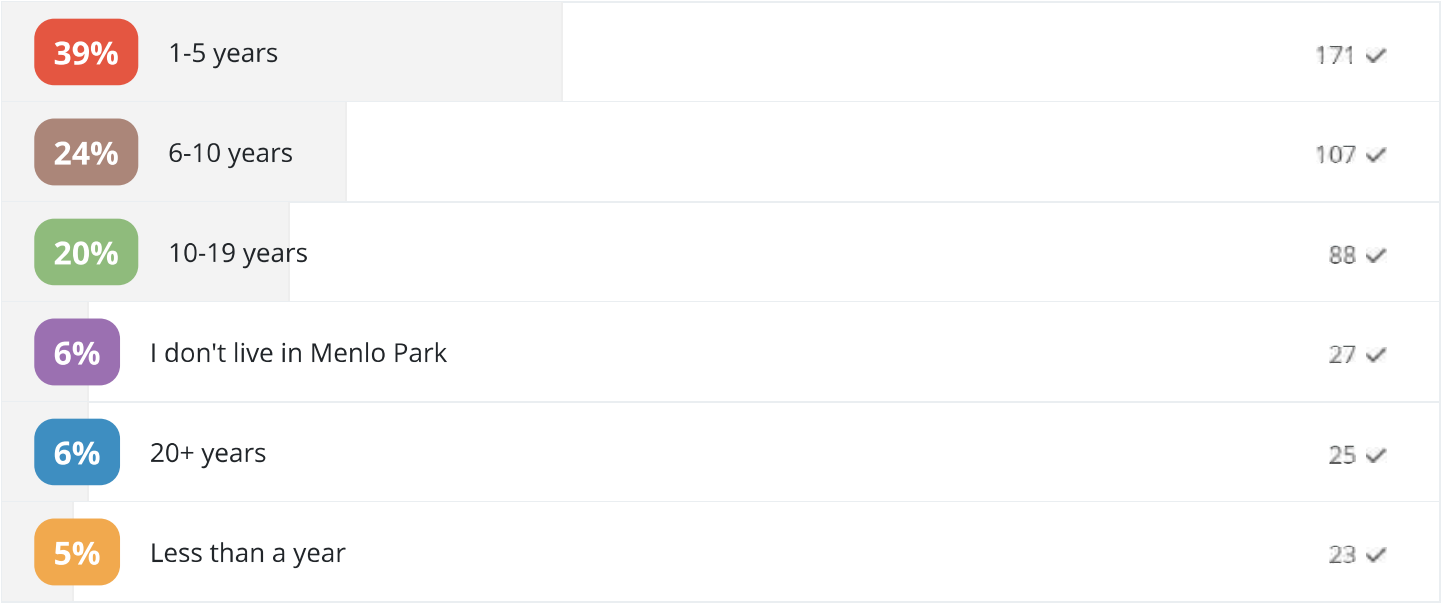
450 Respondents

What neighborhood of Menlo Park do you live in now? (See map) (Choose one)

14%	Suburban Park / Lorelei Manor / Flood Triangle	63 ✓
13%	The Willows	56 ✓
12%	Downtown Menlo Park	51 ✓
11%	Central Menlo Park	49 ✓
11%	West Menlo Park	48 ✓
9%	Belle Haven	40 ✓
8%	Linfield Oaks	33 ✓
6%	I don't live in Menlo Park	26 ✓
6%	Allied Arts / Stanford Park	25 ✓
3%	Unincorporated Menlo Park	15 ✓
3%	Sharon Heights	12 ✓
1%	South of Seminary / Vintage Oaks	6 ✓
1%	El Camino Real Corridor	5 ✓
1%	Park Forest / Spruce / San Antonio	5 ✓
1%	Felton Gables	3 ✓
0%	VA Medical District	1 ✓
0%	Other (please describe)	1 ✓
0%	Bayfront	0 ✓

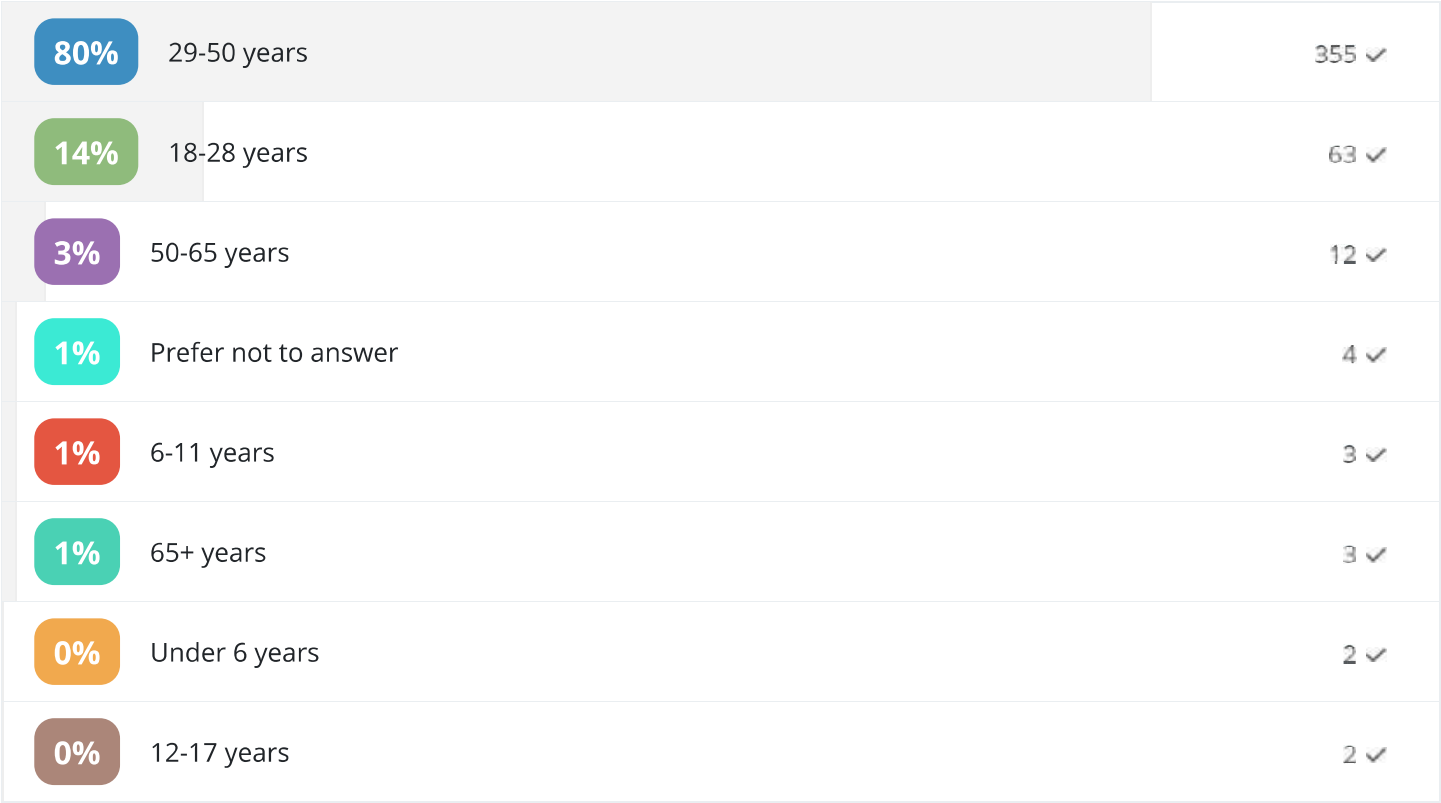
439 Respondents

How long have you lived in Menlo Park?



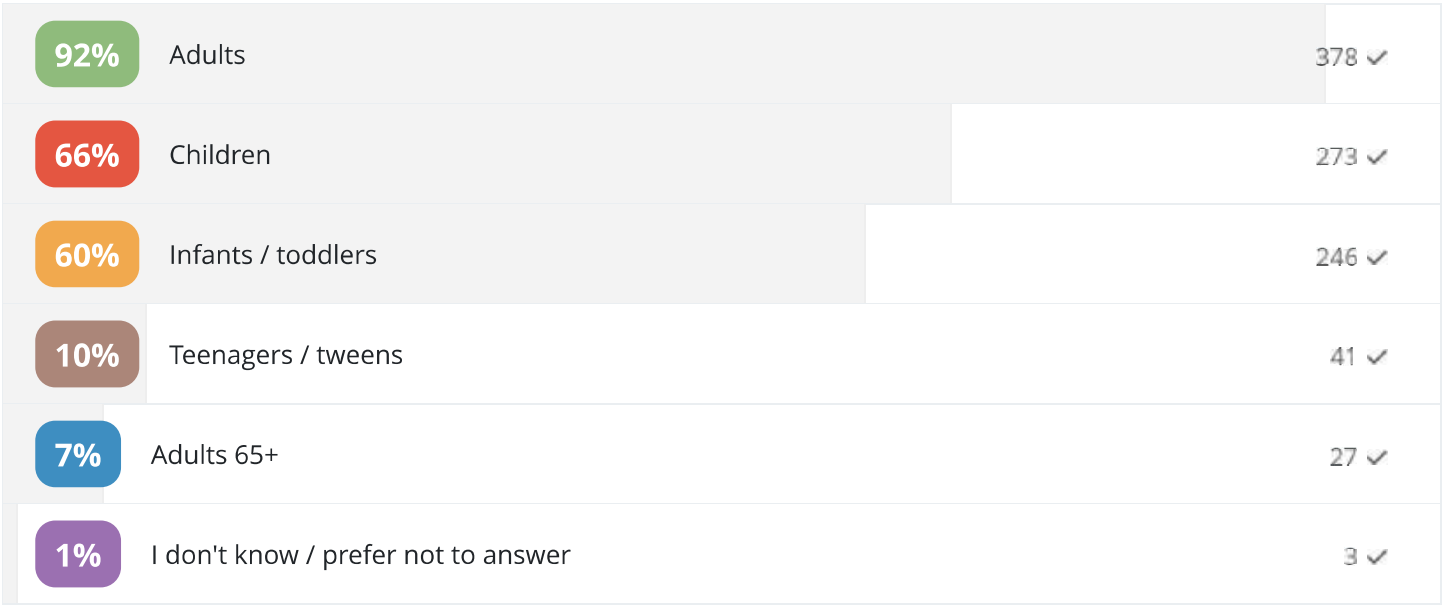
441 Respondents

What is your age?



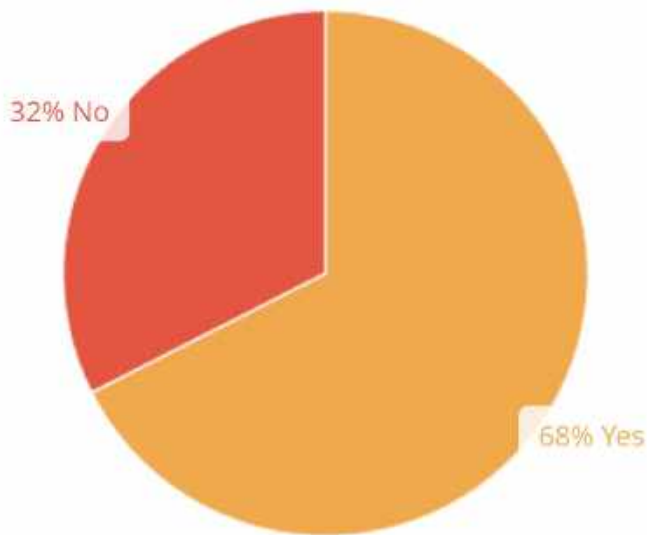
444 Respondents

What age groups live in your household? Please select all that apply.



413 Respondents

Would you like to receive the results of this survey?



436 respondents

Comments

Question	Ref #	Comment
What is your primary reason for using child care? ("Other" responses)	1	not applicable
	2	to work
	3	My husband works from home and I am part time home and at the office.
	4	work outside the home and child socialization
	5	Child enrichment and also due to parental disability
	6	Driving other kids around to different activities
	7	We actually don't use much child care outside of ourselves! Could use a babysitter for dates
	8	To take our older child to events that our younger child cannot attend, or to attend social activities without our children
	9	Date nights
	10	Evenings out
	11	So I have time play, socialization, or enrichment
	12	I need childcare but cannot afford it
	13	all of the above
What is your secondary reason for using child care? ("Other" responses)	14	not applicable
	15	Solely use child care only for work
	16	solely use child care because i have to work
	17	No family to help
	18	Can't afford school. Grandparents are watching them
	19	Im a single mom. My parents are too old to provide primary care. Only emergency
	20	Work-related events
	21	I need childcare but cannot afford it
	22	At relative's house
Please tell us about the location of the child care you use. ("Other" responses)	23	not applicable
	24	Not currently using any childcare
	25	A location with availability
	26	No child care yet
	27	Not near work or home because close by places don't have openings
	28	In Menlo Park, but not near my home
	29	Not near home
	30	Not near home or work / all 3 kids get dropped off and picked up from different locations / spent 1 hour picking up kids on top of my normal commute time from work to home
	31	In neighboring neighborhood
	32	Gym has childcare
	33	Across town opposite direction from work
	34	Halfway between work and home
	35	Taking kids to activities
	36	Children are not in childcare due to costs
Which types of financial assistance do you receive to pay for child care? ("Other" responses)	37	grandparents
	38	childcare FSA
	39	I negotiated a rate with the provider
	40	I negotiated a rate with provider
	41	Currently trying to live with parents
	42	Teacher discount at my school
Which of the following did you use when searching for child care? ("Other" responses)	43	I was a student at the same Preschool my son is attending.
	44	not applicable
	45	NYAEC accreditation
	46	City registration
	47	Lived by the daycare
	48	Winnie
	49	Work
	50	Winnie.com
	51	Employer-provided (full-price) childcare (now discontinued)
	52	From other people's childcare providers
	53	Agency
	54	Flyer
	55	Work Benefits Site
	56	Stanford Parents listserv
	57	Winnie
	58	Stanford listserv
	59	We found AllFive when we moved into Belle Haven. Walking the neighborhood.
	60	n/a
What is your preferred location for child care for your child/children ages birth to 24 months? ("Other" responses)	61	not applicable
	62	Do not have kids that are
	63	NA
	64	No kids this age
	65	N/A age
	66	No children this age
	67	I do not have children ages birth to 24 months
	68	No child that age
	69	Not applicable
	70	No kid that age
	71	Ideally unpaid parent co-op
	72	Not applicable

Comments

Question	Ref #	Comment
What is your preferred location for child care for your child/children ages 2 to 4? ("Other" responses)	73	n/a
	74	not applicable
	75	Do not have kids that arge
	76	No kid 2-4
	77	Dont have achild that age
	78	No child of this age
	79	No kids this age
	80	No children this age
	81	I do not have children ages 2 to 4
	82	No kid that age
	83	Ideally unpaid parent co-op outdoors
	84	Not applicable
	85	n/a
	86	I don't have a child that age.
	87	not applicable
What is your preferred location for child care for your child/children ages 5 and older? ("Other" responses)	88	I don't have a 5 year old
	89	Dont have achild that age
	90	NA
	91	Not applyable
	92	No child 5+
	93	Ability to safely bike to/from
	94	I don't have a child age 5 or older. This survey tool is a little wonky so maybe I selected it by mistake earlier
	95	N/a
	96	Activities/ programs at school
	97	I do not live in Menlo Park but I work in Menlo Park
What neighborhood of Menlo Park do you live in now? ("Other" responses)		
Please tell us your ideas, needs, and suggestions for child care programs.	98	N/a
	99	I wish there was childcare for kids that are SLIGHTLY sick (runny nose, cough) so they could stay home and I wouldn't have to miss so much work. I obviously stay home with my kids when they are very sick or really not feeling well.
	100	As context: I recently returned to work after maternity leave, and after much deliberation and research into childcare options, I decided to return to my work from home job part time so that I could both continue to work and care for our new baby (I work when she sleeps). I'm not sure how long I'll continue being part time, and when I return to full-time work, we'll probably hire a nanny. A nanny would give us greater flexibility and 1:1 care, and going that route would also reduce our exposure to illnesses which are understandably common in daycares. I would consider a center-based daycare when she's a little older for benefits like socialization, having more activities to do, and having a formal curriculum. But we would strongly prefer that a center has modern HVAC to reduce the risk of Covid exposure, as well as a specific approach to learning (e.g. applying Montessori principles) versus just being childcare. However, since we haven't enrolled in any centers to date or gotten on waitlists, perhaps that ship has sailed and we'll just continue along with care provided by me or a nanny until it's time for school. Having a backup/occasional care option like a drop-in center might be the form of outside-of-the-home childcare that we'd be most likely to use, though I understand the challenges of operating that kind of business model. While low childcare costs would be nice, we understand the cost of living in the region and want to ensure providers are paid well, and cost wouldn't be a driver of our childcare decisions. Our top two priorities would be care that's healthy and safe (good indoor air quality is really important to us), and provides an enriching learning environment for our curious and determined little one!
	101	Transportation from schools to local community centers would probably help many (my family mostly bikes but would still use this) Drop-in options at community centers - not just a library class, which is great, but model where if I know I need only a handful of afternoons of care while I'm working I could sign my elementary aged child up to attend. Maybe like a camp recreation style offering so that the bop in and out would be ok for kids and easier on staff.
	102	I would love a Spanish immersion preschool option.
	103	More annoucenemnts via mail. I had to look into the BHCDC program and gather information because the city website does not give much information with specific details like applications and enrollment process
	104	Better community run opportunities to connect babysitters (e.g. MA students) with local families
	105	I wish there was subsidized health insurance for me to be able to leave my job while my child is less than 2 years old to care for them. Following this, I would like affordable, high quality childcare within the community/school system
	106	Sliding scale based tuition should be implemented asap in all city child care programs as the demographics in Menlo park are very mixed, some are very very wealthy and others either have to choose between work or their children. Menlo Park has only widened the gap by not making any changes in a timely matter, not months or years.
	107	Me gustaría mas programas después de escuela cerca de Menlo Park
	108	I need affordable and safe child care programs
	109	Family daycare programs or smaller ratio between child and teachers
	110	Childcare after school hours are very helpful in supporting working parents since the cost of living in menlo park is so high.
	111	Quality childcare program near home for young toddlers and older toddlers. Immersive language program
	112	More openings and classes for infants
	113	The best place for a child under 4 should be their mom/dad and money shouldn't be a problem
	114	None
	115	Would be a great Idea to have better prepared staff,that's why I chose a family member to take care of my baby because I dont trust child cares around here since I have heard comments that the babies are not treated good
	116	Would be nice to have quality childcare in all neighborhoods, so that families across the city can access city services. Currently it seems like most community services are offered in the Belle Haven neighborhood.

Comments

Question	Ref #	Comment
	117	More drop ins
	118	Full day summer camp
	119	We are educators and parents of twins. Some daycares are 3000 per child per month. That's more than my salary. Plus housing and cost of living. We need subsidies that are above the poverty line or maximum income benchmarks. We also need to increase how much pretax salary can go towards health, daycare etc.
	120	Free cost for TK programs or reduced extended care cost
	121	Would be great if it started earlier than 18 months so the newborn stage would be great to have city resources that can help with versus mcc only starts at 18 months
	122	We need more infant capacity
	123	After school care has been HORRIBLE to find.
	124	More weekend options. Would love to see parents night out on the weekend, drop in childcare for days my school doesn't cover, weekend camps, holiday coverage camps. So many gaps in childcare which make it hard when we don't have a regular babysitter
	125	We currently use a nanny share program because we weren't able to find childcare from the city before 18 months. Once our child was old enough, we reached out, but weren't able to get in. We live right across the street from Menlo Children's Center and would love nothing more than to send our child there. The city needs options for younger kids and more options for families to use child care close to their homes.
	126	After school care should have trained people who have experience with 4-5 year olds. I would love someone to teach Spanish at the program.
	127	More city programming for young kids, and especially parents of young kids. I'd love some parenting classes or other activities to meet other parents
	128	Me encanta el programa son muy buenos
	129	Recomendar a otra mamás del cuidado es muy bueno
	130	N/A
	131	We were very lucky to get into the Google Children's Center when our firstborn was 8 months old. They employed excellent teachers, had great Reggio Emilia enrichment opportunities, and fed the children every day. It is very difficult to find programs like that, and now that one is dismantled as well. A place that could take infants and work on potty training was an absolute must.
	132	Mandarin Immersion, equal services for those who live in unincorporated Menlo Park without the fee mark up
	133	Not sure why the city subsidizes childcare that is not considered high quality either. I also heard that GeoKids will move from Menlo Park which is going to be a huge burden to the community.
	134	The most difficult part is finding part-time child care and or transportation enrichment activities that are nearby but not at my child's school
	135	What I see is that parents do most daycare research online nowadays. They look for detailed information including staff, facility (photos) as well as learning style. Key words seem to be play-based and Social emotional learning. The Menlo Park childcare facilities need a better presence online including a dedicated website (not just on the city page) to make it feel like a serious childcare center/school offering a quality program with committed staff. Sample schedules as well as photos and approach is what parents are looking for. Also requesting gradating parents to review their experience on Yelp/Google to boost online reviews.
	136	Providing healthy lunch and snacks
	137	Please start providing healthy lunch and snacks
	138	affordable with qualified teachers
	139	I prefer a safe, licensed child care program that is affordable and near my job.
	140	It will be nice to have childcare as part of the assigned school, so the kids can grow together and be familiar. It's rather hard to switch them every year or 2 based on the age group at such early years.
	141	N/A
	142	more affordable, weekend activities
	143	childcare or summer program for children with special need. Priority enrollment for employee
	144	There is a significant lack of child care programs and availabilities in West Menlo Park - we had to hire a nanny although we couldn't really afford it, just because there was no other available option for us nearby
	145	Childcare programs should offer flexible options to accommodate parents' work schedules.
	146	I've only used the summer camp program at MCC. Better structured activities would be great. I thought Sport Extravaganza meant they were going to be running around, using the Gym, Field, Rec center since they are all very close. Instead my kids stayed indoors and just played with the toys and items in the room most of the time. The best time they had was the field trip to The Plex. They still can't stop talking about The Plex.
	147	Year long full-time quality and affordable child care near home (Willows)
	148	I don't have one.
	149	Pricing is just too high for what you're getting. Teachers at the local Menlo Park city run daycares are not qualified and over worked
	150	N/A
	151	child care may needed from 5--9pm when parents need to go out for events
	152	MCC is amazing, I wish it was more affordable for smaller kids (I can't afford 2.5k per child per month, we have twins). And I wished it would support after school care after TK. We had to move to Newton at Laurel and it's not as nice as MCC.
	153	Everything is good
	154	I think the city needs more options for children less than 18 months of age, at least 12 months. Also, the communication with the MCC is not the greatest. Would be nice to know your chances of getting in and where you stand on the waitlist.
	155	An option for child care for age group 5+ after 6pm would be really nice because my husband and I are trying to go back to school while working full-time. Also, it would be great if there's zero to affordable cost for child care for ages 0-2 because we are planning to have another baby and finances is one of the hindrances.
	156	It would be great to have the TK day longer so the young kids do not spend so much time at the aftercare program at school, I think they need more intimate support at the age of 4. Maybe combine TK kids with Menlo Park preschools for the second half of the day if TK cannot be extended. It would be nice to have public transportation for kids (i.e from schools or central locations to Burgess Park for activities)

Comments

Question	Ref #	Comment
	157	affordable for infants and good hours
	158	It was extremely difficult to find affordable available childcare options for my infant.
	159	Would love more Menlo Children's Center-like options for kids under 18 months!
	160	After school care that includes inclusive learning environment with support for children with disabilities
	161	After-school programs that run until 6. Neighborhood-based shared child care.
	162	We participated in childcare at MCC. Having centrally located childcare at a reasonable price, with a diverse student/ family population and that was supported by the community was the single biggest factor in our decision to settle in Menlo Park. It was be a disservice to the community if that changes
	163	After-school care, school break/vacation full day care (not half day camps that make no sense for working parents)
	164	Reasonable fee for child care
	165	MCC is amazing. Maybe expanding it to all Menlo Park elementary schools would be great! More importantly, adding an option for infant care 0-24month)
	166	Advertise better around Menlo Park
	167	I never explored the options such as home daycare. But there is no affordable child care center in the Menlo Park. And there is always a waiting list in child care center. So my wife has no options but kept my 2 daughters home with her and she works full time from home after we moved here in January this year from Texas. Fortunately, my older daughter goes to TK now. For my younger one, we are on the waitlist for Menlo Park child care center. We are very disappointed. We never had this situation in Texas when my older daughter was born.
	168	Menlo Park is doing a great job with childcare programs. Love the early learning center at oak knoll.
	169	Prefer in home or a centralized location that supports multiple ages. 8 year old - 2nd grade at Encinal 5 year old - ELC at Laurel 1 year old - licensed daycare at provider's house in Palo Alto that has restrictive pick up times
	170	Na
	171	More affordable price
	172	Mote library? Especially weakened library activities
	173	Publicize method of curriculum (Reggio, Montessori, etc.) Improve and modernize website Work with elementary schools to publicize your campuses Block off visibility from the street at your Burgess campus, anyone can watch the kids play. Become more competitive with at home/licensed childcare facilities Improve quality of outside play options beyond play houses and climbing walls. Put pictures of the inside of your facilities online. Work with Menlo Park City employees.
	174	Gracias por la preocupación, desearía que la encuesta sea en español y servicios en español.
	175	Low cost multilingual collocated infant and toddler programs for one pick-up located near where I live. Thank you!
	176	Good quality after school care
	177	Would be great to have child care programs in elementary schools around the neighborhood which will make it so convenient for working parents.
	178	NA
	179	More affordable childcare options for infants. Mothers helpers to help in the home. More lactation consultants.
	180	drop in care/ as needed care would be great!
	181	We LOVE gymnastics program at the Arrillaga gymnasium in Burgess park and wish there were more classes available - it is often difficult to get a spot
	182	Parents night out options would be great
	183	It would be great to have a TK after school option through menlo park.
	184	Community classes/center where kids get picked up from school, given snack, help with homework, taken to classes on campus and kept happy and safe
	185	More gymnastics classes and other sports. Activities on school sites after school.
	186	available, extended hours, quality staff that has experience in childhood development.
	187	I want good Montessori child care for my younger daughter. I hope the daycare centers have more vacancies.
	188	I hope Menlo Children's Center have more vaccines. We are on the waitlist.
	189	We loved Menlo Children's Center! I love how integrated the program is with the other resources within the community (gymnastics, library, police, etc). We have enjoyed the toddler music class at the community center. I think MCC could benefit from a weekly visit.
	190	I dont know if this falls under chilcare, but more weekend community extracurriculars would be great. For example, all the Saturday gymnastics classes book up immediately
	191	Note: Some of the survey responses had duplicate options. - 2 year old program at Oak Knoll - Half day program for 2s and 3s at Oak Knoll - Longer TK program at Oak Knoll
	192	More quality after school cake especially for TK
	193	Infant programs need to be more available. We placed ourselves on 8 waitlists at 5 weeks pregnant. One year later, when our child was four months and needed to start in daycare, we were off the waitlist at one location. This required a 30 minute drive from our house to the center. We got into our desired center seven months later (total wait time of 19 months). This center costs \$35,000 per year but has the required hours and is near our home and work.
	194	N/A
	195	None

Comments

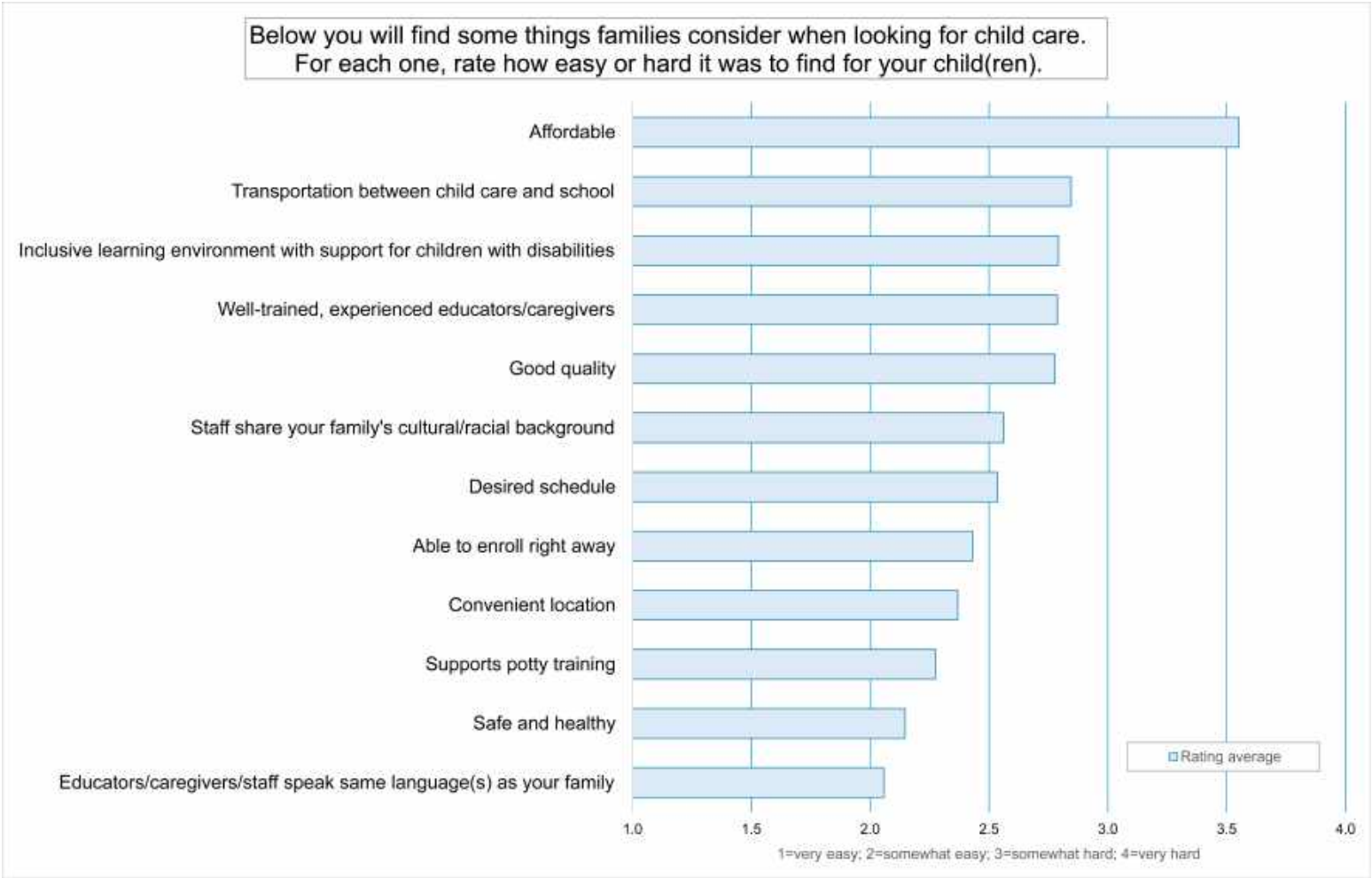
Question	Ref #	Comment
	196	The Preschool classroom is currently empty, and had to be merged with Early Preschool due to low enrollment in Preschool. This lowers the quality of care and education for Preschoolers who continue to be enrolled. Raising greater awareness of the Menlo Children's Center's services would allow for greater enrollment across classes, and lower per-child costs. This would, in turn, make that service more accessible to a greater number of residents, and allow for sustained services.
	197	There should be more co-op programs and there should be subsidized programs through the city of Menlo Park Menlo Park has plenty of money and could help struggling parents not everyone and Menlo Park as well off
	198	I am very low income and I applied for every program I could find 4c's etc... I have never receive any funding or subsidy for child care and I currently pay approximately half of my salary annually for child care alone. I am on food stamps and struggling financially because of how much money I pay to a child care provider. I am a single mother and it feels like even though there "appears" to be help for child care in the city/county in reality it is almost impossible to access.
	199	We often don't have childcare for MPCSD school events in the evening, like parents-only gatherings. There are many after-school programs offered through MPCSD, but we don't participate in any of them because I am the primary childcare provider. Some of your questions don't allow for all possible responses. For the "In a typical week....," we don't use any child care because I have chosen to work part time in order to be the primary child care provider.
	200	Safe, affordable, flexible and extended hours available with activities available that foster the child/children's social and emotional growth, play-based.
	201	Sport focused after school programs. Music focused after school programs. Homework focused after school programs.
	202	Longer hours please, to facilitate those of us who work in medicine. Gives us lots of flexibility to in turn help serve the community by providing care.
	203	Financial support for nanny care including payroll or other help
	204	I have been trying to enroll my children in child care programs at the Burgess Community Center through the City of Menlo Park, both during the summer and the school year, but I have had no luck. Siblings receive priority, and there is rarely any room for new children. Both my husband and I work full-time and rent an apartment. While we are not considered low income, we definitely feel financially strained in this area. We moved here to be closer to our jobs and provide our children with a quality public education, but finding suitable care has proven to be a challenge.
	205	Affordable child care for my twins 2 yrs 10 months. I'm a single mother. 4c wait list group 81. Izzi wait list. My parents are caring for them while I work full time. They are 70 and can't do so much longer. Would love any additional resources. I pulled my children from Learning Links end of June. 3k a month at 40% off... I had a job change and my take home is 4k.
	206	more programs for children 18 months - 3 years old. Make MPCSD TK a full school day. It should be 8:15 am - 3:00 pm.
	207	honestly, I don't know how you could provide teachers a living wage and affordable daycare for parents at the same time. Our area is just so expensive.
	208	There is a need to have more childcare centers /preschools in menlo park. Also tuition rates should be made more reasonable for families.
	209	I am a teacher in the area. Child care is necessary and very valuable to me and my family. Having a teacher rate would be ideal to help pay for high costs of childcare.
	210	The pre-school program at MCC is great. The after school program seemed a bit uninspired so we use the private Newton service at Encinal which is okay but not great, and it's expensive. The city should offer an affordable after school program which is engaging for kids.
	211	Co-op sharing with parents weekend play sessions to meet more local neighbors
	212	Would love to enroll my school-aged child in Menlo Children's Center as my friend says it's high quality care but it is unlikely that a spot will open up for non-priority students in the next few years (child did not attend preschool at MCC and have not been able to get a spot in summer camp)
	213	Any afterschool program or care during minimum days would be super helpful. Thanks!
	214	Would love to hear if there are programs to match families with reliable, part time babysitters
	215	We need more adorable classes or childcare for kids and teens, safe roads for in dependable biking and hours for these classes till 8pm. We also need raise salary for teachers to invite more experienced educators.
	216	Affordable pre school and after school care that has selections, like art programs. We drive too much to Palo Alto for their sports and art programs but sometimes can't even get in.
	217	I love that MPCSD offers care at the early learning centers. I wish that would have been available when my kids were younger. That said, it feels like there is a gap for 2-3 year olds. Infant/toddler programs typically only offer care for children under 24 months so not sure what you do when your child ages out of infant/toddler but isn't old enough for the early learning center. The model that PACCC uses might be a good model for the City of Menlo Park/MPCSD to look at. Even though we live in MP, our children attended PACCC programs from birth until they were able to attend kindergarten. The transition between centers (infant/toddler to preschool) was very smooth. Once our kids were in elementary school having Newton after school care on campus was key for us. We looked at the city program, but did not want to have our children transported from school to the facility. Having care on campus was key for us.
	218	It's better to have a child after school care at campus during 3-5pm. Kids can be with the teachers who have experienced, especially can resolve the emotional issues for the students. The tuition can be affordable, around \$3000 per year.
	219	I am a teacher in MPCSD. We need affordable childcare options for educators!! I commute from the coast, and would love to have my baby close in Menlo Park, but I was unable to find any good options.
	220	My idea is that there should a community program that supports children with after school activities.
	221	I think we need a community center for after school activities that it's affordable to everyone.
	222	Longer hours, more affordable, better childcare subsidies. Both my husband and I are medical trainees and early <\$100K each per year, making much of the Bay Area childcare options very difficult to afford, particularly given high rental costs as well.
	223	For school age children, TK and up, a parent needs to be able to plan mid- August through mid-August during the prior December. There are some excellent options in this community but many of them assume parents are enrolling their children for enrichment and not because it's necessary for 2 parents to work 80 hours/ week in order to remain housed, fed and healthy. The perspective in this community that public services are for people who have the means to use care "optionally" and that public funds should be used for people who can afford to hire a domestic solution, at the last minute, has been incredible to me. If public funds are going to be used to support public need, people who need the care— or they will lose the ability to support themselves—should be prioritized in a lottery system over people who are simply signing up for an "enrichment" opportunity but their family's life will otherwise not change significantly if they do not find care.

Comments

Question	Ref #	Comment
	224	More availability for under two year olds; TK that goes all day instead of a half day; better quality after school programs on school campuses
	225	Better advertise / disclose child care programs to parents residing in Menlo Park. We did not know about most of the options upon becoming parents.
	226	We need more child care options for 3mo - 2 years old and full time. Help save geo kids
	227	More preschool scholarships
	228	It must be as affordable as possible, provide flexibility to change the day care schedule in line with the changing schedules of the surrounding schools every trimester (ie ability to chose any day(s) at least between M-F).
	229	We need more affordable, and/or subsidized, childcare options so that people who work in Menlo Park have options for childcare that is convenient. There is no day care/pre-school offering in Menlo Park that I am aware of that is less than \$2k a month. Meaning people with even two young children are paying at least \$4k out of pocket every single month in order to be able to work and given their children an opportunity for learning, socialization and more. That is not realistic for the vast majority of our community and city employees. We must do better.
	230	Programs like PACCC in Palo Alto, our children attended infant daycare and preschool with PACCC. Partly due to lack of similar a option in Menlo Park.
	231	<p>For birth to age 4 range, I would definitely need the child care to be safe, clean and CPR trained and the workers would need to have a lot of care and love for children. For child care from 4-12 years of age, a lot of parents especially between Cupertino to Menlo Park cities they want curriculum teaching in a child care, example STEAM (science, technology, engineering, arts and mathematics) and the Common Core method of learning and teaching (a different way of approaching math and English skills). Parents are looking for a childcare that would also help prepare their children for elementary school and middle school and not just play based activities. Parents want a learning aspect in the child cares now.</p> <p>Maybe we need to find a focus for our childcare(s), and afterschool programs. Something that is different from rest, what do we want to give to these kids so they could function better in life, in their next steps. How could we prepare them better than other preschools/afterschool programs.</p> <p>Our school systems do not teach about finance or enough character building in a person. Maybe we can emphasize on something that we could specialize in to help the kids be better equipped for their future schooling.</p> <p>Examples: homework club or tutoring for grades 1-6 that need homework help. Living classroom: plant vegetables in the child care's garden, the kids can learn about agriculture and cook the foods from the garden that they planted and do a presentation with a group. They will learn how to do teamwork, and be a team mate through these activities. The child care can emphasize on being science based, math based, and promoting creativity in art. Or we can focus on teaching kids about finance in grades 4-7th, so they will know how to save money and to spend wisely and be motivated to do chores, and do something in the future to provide for themselves. We could teach about character building, being kind, how to give, how to treat each other, and that not everything should be about how good their grades are, and not everything is based on performance. Maybe we could teach character over performance is more important and at the same time help them in these subjects. Sounds ironic, but it goes hand in hand, do the best you can in these subjects but ultimately having a good character while learning and doing well in them could be more of a well-rounded goal. Maybe we could incorporate music, singing lessons for the children, have clay art projects, they would be able to experience the journey of their handmade plate or cup and the end product after it goes into the kiln. Cooking classes, making their own cookies from scratch or a whole meal so they can do so at home with their family.</p> <p>A lot of parents also have their children in tutoring programs like math, example Kumon and Mathnasium. Math is taught differently than how the parents learned it, and a lot of kids struggle to understand the Common Core method, so these after school places help in that area.</p> <p>A lot of kids in this area, love sports, kids attend a lot of afterschool sport camps.</p> <p>Just brain storming.</p>
	232	More support should be given to parents who have infants in terms of finances and time.
	233	Good
	234	Make MCC easier to understand (schedule, holidays, process for getting in, etc.). Similar for TK spanish immersion at Encinal for people closer to Oak Knoll.
	235	Someone who can pick up from school and take to activities for drop off
	236	<p>High quality childcare for all. My kids are old enough to take care of themselves now, but when they were younger I had to quit my job because we couldn't afford a nanny or daycare.</p> <p>Along with full time daycare, create part time daycare and drop in daycare so parents can have flexibility.</p>
	237	My children are part of the Tinsley program. They attend Palo Alto Schools. They come back on the yellow bus and walk to a relative house. It would be nice if, as before, the child care at Belle Haven would pick up the children at the bus location and take them to the child care center at Belle Haven campus for after-school homework support/tutoring.
	238	The Belle Haven After School Program is a God send. I don't know what I would do without it. The City really should have more programs like this available to the community. So many people struggle financially right now, and the safety and care of our children are always a priority.
	239	<p>Finding care for our 15-month old has been very challenging. Many programs start at 2 years or 18 months, some of which have space, but care is hard to find for kids <18 mo. We are trying to get on the Menlo children's center waitlist for the 18 mo. program because we toured and it seems like a great school, but they aren't very communicative and seem to be discouraging us from even applying due to the waitlist. Some of the programs with space for 18 month-olds are the larger franchises (building kids, safari kids) for which we have heard negative reviews due to their profit-driven motives. We were very surprised to read in the Almanac that demand for child care is down, because that has not been our experience...we can't find anything within a few miles and really don't want to drive 15+ minutes.</p> <p>Also, the responses to the ratings question (about how hard it is to find various features) were messed up. I assumed the order of responses followed the same structure as the first question (very easy, somewhat easy, somewhat hard, very hard, don't know) so my responses reflect that order (not what each option said literally). Hopefully that makes sense.</p>
	240	Do not provide child care services via the city. People can choose to be single income if they want and most choose not to be and aren't willing to compromise on the type of housing they have.

Comments

Question	Ref #	Comment
	241	As a parent of older children, it would be SO helpful to have public transportation to/from the Burgess Park area for after school classes, sports, and the library. My children aren't old enough or responsible enough to cross El Camino and the train tracks to get there on their own. I worry about safety crossing busy roads and unhoused people on the streets that they may encounter. A city bus/van (like they have for senior citizens) that picked up at Nealon Park, Lyle Park, or even the schools would make a huge difference for working parents of children who are old enough to travel to activities independently. A gathering space for middle schoolers and teens that provided after school homework support or activities would also be much better than having them roam around downtown!!
	242	More support should be given to mothers of infants
	243	keep the childcare programs open we really need it.
	244	I really appreciate the music classes and story time activities for infants and toddlers at the library - these are services that can benefit many children and their caregivers
	245	Bring child care and senior day care facilities together.
	246	Publicly funded parent co-op
	247	Affordability, availability, and flexible schedules are the most pressing issues surrounding childcare for our family (and presumably many others). It would be helpful to consider what additional subsidies or discounts we can offer for those in need.
	248	More of them; there are not many of them that are of good quality, so those that are are require driving and the wait lists are absolutely absurd. Many charge \$100+ just to be put on a wait list with zero guarantee you will ever be given a space. The only way to get a space is to sign up to several when you are pregnant and then email them every month to follow up and show you are still interested.
	249	If I had any I would have used them.
	250	We need programs that open at 6:30
	251	We need affordable, good quality day care for our toddler.
	252	Na
	253	More promoted information about the Belle Haven Youth Center Programs. Particularly for Tinsley students. My kindergarten aged daughter goes to school at Encinal but she could go to after school care at Belle Haven Youth Center.
	254	It would be helpful to have more art programs for kids in the community. Currently we have to go to Palo Alto for these.
	255	Free childcare is desperately needed here in Menlo Park.
	256	We were very surprised to read that the Menlo Children's Center had spots open in their daycare and that they were looking to enroll kids. When my husband and I were looking for a daycare close to our home (which the Menlo Children's Center is - it is three blocks away!) we repeatedly contacted the Center and never received a response. I even walked up to the Center one day when I was out with the stroller to ask what was going on. We were told that we were somewhere on the waitlist (I believe it was spot 15 or so) and that it was unlikely that our daughter would get a spot by the time she entered kindergarten (she was 1 year and 8 months at the time). We never heard back about anything from the Center - neither about whether our application was received, what our waitlist number was, or anything after that. It was very disappointing to hear now that the Center has had capacity all this time. I heard similar experiences with the Center from other parents on our Street as well (with kids around the same age).
	257	I work for the City of Menlo Park and it would be a huge benefit for employees if the City would offer lower or discounted childcare costs or priority registration for employees. Currently there are no childcare benefits for employees and the Menlo Park childcare costs are too high for me and this is why my children are not in programs. Childcare benefits would allow me to be at work more and I would not need to take as much time off from work.
	258	The survey question about ease of immediate enrollment is flawed. It does not provide "very difficult" as a potential response. This is the #1 biggest factor in childcare selection, in my opinion. Separately, drop in child care (with advance reservation?) would be helpful.
	259	Our kids both attend the Menlo-Atherton Co-op Nursery School, and we LOVE it. It's been a really magical experience - both for our kids, who are both thriving there, and for us as parents. The co-op model has been amazing. Before attending the co-op, we felt like a family that happened to live in Menlo Park - now, we feel like we're really part of the community and connected to our town. We have a ton of new parent-friends through the co-op who also live in Menlo Park, and we've all learned - together, through the invaluable parent education classes provided as a (mandatory) part of enrollment at the co-op - about how to be parents, and how to be active parents in our community. The co-op isn't really a child-care provider - we, as parents, work in the classroom 2.5 hours a week for each kid, and our kids only attend a total of 5 hours a week (for the younger kid) and 7.5 hours a week (for the older kid). Outside of the co-op, child-care is provided by one parent as a stay-at-home-parent and we also employ a part-time nanny to make it all work. But it's WORTH IT. We're investing a ton of time and expense into making it work for our kids to attend the co-op, both because it's a magical place for them to grow, and because we really, REALLY value the parent education we've received through the co-op and the community we now have, thanks to it. So - my #1 priority and motivation in responding to this survey is to tell the City of Menlo Park what a magical thing you have in the MA Co-op, and to thank you for supporting our wonderful little nursery school and parent community. The co-op has transformed us from people who just happen to live in Menlo Park, into loyal Menlo-Park-ians who are probably going to live here for life.
	260	NA



Below you will find some things families consider when looking for child care.
For each one, rate how easy or hard it was to find for your child(ren).

	Educators/care givers/staff speak same language(s) as your family	Safe and healthy	Supports potty training	Convenient location	Able to enroll right away	Desired schedule	Staff share your family's cultural/racial background	Good quality	Well-trained, experienced educators/care givers	Inclusive learning environment with support for children with disabilities	Transportation between child care and school	Affordable
Rating average	2.06	2.15	2.28	2.37	2.43	2.54	2.56	2.78	2.79	2.79	2.84	3.55
"Don't know"	6%	0%	26%	0%	0%	0%	14%	4%	5%	69%	30%	3%
No response	4%	3%	4%	2%	3%	4%	4%	4%	3%	5%	5%	1%
Total responses	463	466	464	474	469	465	465	464	466	458	461	478
Very easy (Rating=1)	164	87	56	76	43	55	66	43	39	16	28	8
Somewhat easy (Rating=2)	142	223	177	182	181	191	135	131	122	33	112	41
Somewhat hard (Rating=3)	67	156	73	181	245	134	109	152	176	55	64	101
Very hard (Rating=4)	61	0	39	35	0	85	91	118	106	36	118	312
Don't know (DK)	29	0	119	0	0	0	64	20	23	318	139	16
No response (NA)	19	16	18	8	13	17	17	18	16	24	21	4
Ref#												
1	DK		3 DK		2	2	2 DK	DK	DK		2	1 DK
2	DK		2 DK		2	2	2 DK	DK	DK	DK	DK	DK
3	DK			3	2	2	2 DK	DK		3	2	1 DK
4		1	2	2	3	2	2	2	1	2	2	4 DK
5	NA	NA	NA	NA	NA	NA	NA	NA	NA	NA	NA	DK
6	NA	NA	NA	NA	NA	NA	NA	NA	NA	NA	NA	DK
7		1	1	1	1	2	1	1	1 DK			1 DK
8	DK		2	4		3	3 DK	3 DK	DK			4 DK
9	NA		3 NA		4	3 NA	NA	NA	NA	NA	NA	DK
10	DK		1 DK		1	1	1 DK	2	3 DK	DK	DK	DK
11	DK		3 DK		4	3	4 DK	DK	DK	DK	DK	DK
12	DK		3 DK		4	3	4 DK	DK	DK	DK	DK	DK
13		1	2 DK		3	3	2	2	2 DK	DK	DK	DK
14	NA	NA	NA	NA	NA	NA	NA	NA	NA	NA	NA	DK
15		2	1 DK		2	1	1 DK	2	2 DK	NA	DK	DK
16		3	2	2	2	2	3	3	3	2	2	2 DK
17		2	2	2	2	2	2	2	2	2	2	2
18		4	2 DK		1	3	2	4	2	2 DK		1
19		1	1	2	2	2	1	1	1	1	3	2
20		1	1	1	1	1	2	1	1 DK	DK		2
21		1	1	1	1	1	1	1	1	1	1	2
22		2	2 DK		2	2	1	4	4 DK		1	2
23		2	2 DK		2	2	3	3	3 DK	DK		2
24		1	1	2	1	1	1	3	2	3 DK	DK	2
25		3	1	2	1	1	1	3	2	2	3	2
26		2	2	2	2	2	2	2	2	2	2	2
27		1	1 DK		1	1	1	1	1 DK	DK		2
28		1	2 DK		2	3	4 DK	3	3 DK	DK		2
29		3	2	1	4	2	2	3	2	4	3	2
30		1	2 DK		1	2	2	2	2 DK		2	2
31		4	1 DK		1	2	1	4	3 DK		4	2
32		1	1	1	1	2	1	1	1	1	1	2
33		1	1	4	1	1	1	1	1 DK		2	2
34		3	2	2	2	3	3 DK	2	2 DK		3	2
35		3	2	2	2	3	2	3	3 DK		2	2
36		1	1 DK		3	2	1	1	4	1	4	2
37	2 NA		DK		3	3	3 DK	3	3 DK	DK		2
38		2	2 DK		2	1	2	2	2 DK	DK		2
39		1	1 DK		3	3	4	3	2 DK		3	2
40		3	1	2	2	3	2	3	2 DK		3	2
41		1	2	2	2	2	2	1	1 DK		1	2
42		1	2 DK		2	1	2	3	3	3	2	2
43		1	2 DK		2	2	2	3	3	3	2	2
44		1	1	1	1	1	2	1	2 DK	DK		2
45		1	2 DK		1	2	2	1	2	3 DK	DK	2
46		1	3	3	2	3	2	3	3	2	2	2
47		1	1	4	2	2	3	4	4	4	4	2
48	DK		2 DK		2	2	1 DK	1	1 DK		2	2
49		2	2	2	2	3	2	4	2	2	2	2
50		1	1 DK		1	2	1 DK	2	2 DK	DK		2
51		2	1	1	1	2	1	2	2 DK	DK		2
52		1	1	3	2	2	1	1	1	3	3	2
53		1	1 DK		1	2	1	2	1 DK		1	2
54		4	2	3	3	2	4	4	3 DK		4	2
55		3	1	3	2	3	2	3	1	2	2	2
56		1	1	3	1	2	4	1	2	1 DK	DK	2
57		3	2	4	2	2	2 DK	3	3 DK		3	2
58		3	1	4	1	1	3	1	1 DK		3	3
59		2	2	2	2	2	2	2	2	3	3	3
60		1	1	1	2	2	3	2	3 DK	DK		3
61		1	1 DK		2	2	4 DK	1	2 DK		4	3
62		1	2 DK		1	2	1	1	1	2	1	3
63		2	2	2	2	2	2	3	3 NA		2	3
64		3	3	3	2	3	3	3	3	3	3	3
65		3	3 DK		3	3	3	3	3	2	2	3
66		1	2 DK		4	3	4	2	3 DK		4	3
67		2	2	4	3	3	4	2	4	4	3	3
68		4	3	3	2	3	3	4	4	4	4	3
69		3	3	4	3	3	3	3	4 DK	DK		3
70		1	3	3	2	3	3	2	2 DK	DK		3
71		3	3	2	3	3	2	3	3 DK	DK		3
72		2	2	4	2	3	2	2	2	3	3	3
73		1	2	2	2	3	2	3	2	4	1	3
74	DK		2 DK		3	3	2	3	3 DK	DK		3
75		4	3	3	3	3	2	2	3	2 DK		3
76		3	2 DK		3	3	2	3	2 DK		4	3
77		1	1	1	1	2	1	1	1 DK		1	3
78	DK		2 DK		3	3	3 DK	DK	DK	DK	DK	3
79	NA		1 NA		2	2	2 NA	2	3 NA	NA	NA	3
80		3	2	3	3 NA		4	3	3	3	3	3

Below you will find some things families consider when looking for child care.
For each one, rate how easy or hard it was to find for your child(ren).

	Educators/care givers/staff speak same language(s) as your family	Safe and healthy	Supports potty training	Convenient location	Able to enroll right away	Desired schedule	Staff share your family's cultural/racial background	Good quality	Well-trained, experienced educators/care givers	Inclusive learning environment with support for children with disabilities	Transportation between child care and school	Affordable
81	4	3	4	2	3	2	DK	2	2	DK	4	3
82	3	3	NA	3	NA	3	3	NA	NA	NA	NA	3
83	DK	2	DK	3	3	4	DK	2	2	DK	DK	3
84	1	1	3	1	2	1	1	1	1	2	2	3
85	2	2	2	1	2	2	2	2	2	DK	DK	3
86	1	2	DK	2	2	2	2	3	2	DK	DK	3
87	2	2	2	3	3	2	2	NA	3	DK	DK	3
88	1	1	2	2	3	2	3	2	2	DK	2	3
89	1	2	DK	2	3	2	2	2	2	DK	DK	3
90	3	2	1	3	3	2	3	4	4	DK	3	3
91	4	3	3	3	3	4	3	4	4	DK	DK	3
92	3	2	2	3	3	NA	2	3	4	DK	4	3
93	2	1	2	2	3	2	2	1	1	DK	4	3
94	1	3	DK	3	2	3	DK	DK	DK	DK	DK	3
95	1	2	2	3	3	2	2	1	1	DK	DK	3
96	3	2	1	3	3	3	4	3	3	DK	3	3
97	2	2	2	3	3	4	2	3	3	DK	2	3
98	3	2	3	3	3	2	4	3	3	DK	4	3
99	2	2	3	2	2	3	2	3	2	3	2	3
100	3	3	DK	3	3	3	4	4	4	DK	DK	3
101	1	2	3	3	3	2	2	3	3	2	DK	3
102	1	2	2	3	3	3	2	4	4	4	DK	3
103	2	3	DK	4	3	3	4	4	4	DK	4	3
104	2	2	2	3	2	2	2	2	2	2	2	3
105	2	2	2	2	2	1	2	2	2	2	2	3
106	3	2	2	2	2	3	3	2	2	DK	3	3
107	1	2	DK	2	3	3	DK	3	2	DK	1	3
108	4	1	3	3	3	2	3	DK	DK	DK	DK	3
109	2	2	2	2	3	1	3	2	2	3	4	3
110	NA	NA	NA	1	2	NA	NA	NA	NA	NA	NA	3
111	1	1	1	1	1	1	1	1	1	1	1	3
112	4	2	2	2	3	3	4	3	3	DK	4	3
113	1	2	DK	3	2	4	3	3	3	DK	DK	3
114	DK	2	2	3	3	2	DK	3	3	DK	4	3
115	3	3	DK	1	3	4	3	4	4	DK	1	3
116	DK	3	DK	3	3	NA	DK	4	4	NA	NA	3
117	2	2	DK	3	2	3	3	3	3	2	2	3
118	1	2	2	3	3	2	DK	3	3	DK	DK	3
119	2	2	1	3	3	2	2	2	2	DK	4	3
120	1	1	2	2	2	1	1	2	2	DK	DK	3
121	1	1	1	2	2	1	1	1	1	1	2	3
122	1	2	1	2	2	2	1	2	2	DK	4	3
123	2	1	2	2	2	3	2	1	2	DK	DK	3
124	1	1	1	1	1	2	1	2	2	1	2	3
125	2	2	2	1	3	2	2	2	2	DK	DK	3
126	4	2	DK	1	3	3	4	1	2	DK	1	3
127	1	1	DK	3	2	3	1	2	2	DK	4	3
128	3	1	2	3	3	1	2	1	1	DK	2	3
129	3	2	DK	3	2	4	DK	4	4	DK	3	3
130	2	3	3	3	3	4	2	3	3	4	4	3
131	2	1	2	2	1	2	2	2	2	DK	3	3
132	2	2	1	2	2	2	3	2	3	2	1	3
133	3	3	DK	3	3	3	3	3	3	DK	3	3
134	1	2	DK	4	3	2	2	4	4	DK	DK	3
135	3	3	DK	3	3	3	3	4	4	DK	DK	3
136	DK	3	DK	3	3	4	DK	4	4	DK	4	3
137	3	2	DK	3	2	3	3	3	3	4	3	3
138	DK	2	DK	1	3	3	DK	DK	DK	DK	DK	3
139	2	2	2	2	2	2	3	2	2	2	2	3
140	1	1	1	2	2	2	1	1	1	DK	DK	3
141	1	1	1	2	2	1	1	1	1	DK	DK	3
142	4	3	4	3	3	4	4	4	4	DK	2	3
143	3	3	3	3	3	3	3	4	4	DK	2	3
144	1	1	DK	1	2	1	2	2	2	DK	DK	3
145	NA	NA	NA	NA	NA	NA	NA	NA	NA	NA	NA	3
146	2	2	2	2	3	3	2	2	2	2	4	3
147	3	2	2	2	2	2	3	2	2	2	2	3
148	2	2	2	2	2	2	2	1	1	DK	3	3
149	1	1	DK	3	2	1	DK	1	2	DK	3	3
150	2	2	3	2	3	2	3	3	3	3	2	3
151	3	2	DK	3	1	2	4	2	2	DK	4	3
152	2	2	3	2	2	2	3	3	3	3	4	3
153	2	2	2	2	3	3	3	2	3	3	2	3
154	3	2	2	3	2	3	3	3	3	DK	DK	3
155	1	2	DK	1	3	3	2	3	3	3	3	3
156	1	3	DK	3	3	2	1	DK	DK	1	DK	3
157	4	2	DK	2	2	4	4	4	3	DK	4	3
158	1	2	2	2	3	3	1	3	3	DK	3	3
159	1	1	DK	1	1	1	1	1	1	DK	1	1
160	4	1	1	1	2	1	4	2	2	DK	DK	1
161	1	1	1	1	1	1	1	1	1	1	1	1
162	3	2	3	2	3	1	4	3	2	DK	1	1
163	NA	NA	NA	1	1	NA	NA	NA	NA	NA	NA	1
164	1	1	4	1	1	1	1	2	2	DK	DK	1
165	DK	1	DK	1	1	1	1	1	2	DK	DK	1
166	1	2	2	1	3	2	2	2	DK	DK	DK	1
167	4	2	4	3	3	4	4	4	4	4	4	4
168	1	1	1	3	3	3	4	3	3	DK	4	4
169	1	3	DK	3	2	3	2	3	2	DK	DK	4
170	1	3	DK	1	1	1	DK	3	3	DK	DK	4
171	4	2	2	2	2	2	4	2	2	DK	4	4
172	DK	NA	DK	NA	NA	NA	DK	DK	DK	DK	DK	4

Below you will find some things families consider when looking for child care.
For each one, rate how easy or hard it was to find for your child(ren).

	Educators/care givers/staff speak same language(s) as your family	Safe and healthy	Supports potty training	Convenient location	Able to enroll right away	Desired schedule	Staff share your family's cultural/racial background	Good quality	Well-trained, experienced educators/care givers	Inclusive learning environment with support for children with disabilities	Transportation between child care and school	Affordable
173	2	1	2	3	3	3	2	1	1	4	4	4
174	2	2	3	3	2	2	2	2	2 DK			4
175	1	2	2	2	2	3	3	3	3 DK		DK	4
176	2	3 DK	4	4	3	3	DK	4	3 DK		DK	4
177	2	2	3	2	2	3	2	3	3 DK		DK	4
178	NA	3	4	4	3	NA	4	4	4 DK			4
179	2	2	2	2	2	2	3	2	2	1	3	4
180	DK	3	2	3	3	3	DK	2	3 DK		DK	4
181	1	2 DK		3	3	1	2	2	2 DK		NA	4
182	4	2 DK		3	2	3	4	3	2 DK			4
183	2	3	2	2	2	2	3	4	4	3	2	4
184	2	3	2	2	2	2	3	4	4	3	2	4
185	2	3	2	2	2	2	3	4	4	3	2	4
186	2	3	2	2	2	2	3	4	4	3	2	4
187	2	3	2	2	2	2	3	4	4	3	2	4
188	2	3	2	2	2	2	3	4	4	3	2	4
189	2	3	2	2	2	2	3	4	4	3	2	4
190	2	3	2	2	2	2	3	4	4	3	2	4
191	2	3	2	2	2	2	3	4	4	3	2	4
192	2	3	2	2	2	2	3	4	4	3	2	4
193	2	3	2	2	2	2	3	4	4	3	2	4
194	2	3	2	2	2	2	3	4	4	3	2	4
195	2	3	2	2	2	2	3	4	4	3	2	4
196	2	2	2	3	3	3	2	2	3	3	3	4
197	1	3	2	2	2	2	2	4	4 DK		2	4
198	1	3	2	2	2	2	2	4	4 DK		2	4
199	1	3	2	2	2	2	2	4	4 DK		2	4
200	1	3	2	2	2	2	2	4	4 DK		2	4
201	1	3	2	2	2	2	2	4	4 DK		2	4
202	1	3	2	2	2	2	2	4	4 DK		2	4
203	1	3	2	2	2	2	2	4	4 DK		2	4
204	1	3	2	2	2	2	2	4	4 DK		2	4
205	1	3	2	2	2	2	2	4	4 DK		2	4
206	1	3	2	2	2	2	2	4	4 DK		2	4
207	1	3	2	2	2	2	2	4	4 DK		2	4
208	1	3	2	2	2	2	2	4	4 DK		2	4
209	1	3	2	2	2	2	2	4	4 DK		2	4
210	1	3	2	2	2	2	2	4	4 DK		2	4
211	1	3	2	2	2	2	2	4	4 DK		2	4
212	4	2	3	2	2	3	4	3	3	3	2	4
213	2	3	2	1	1	2	2	4	3 DK	3	2	4
214	2	3	2	1	1	2	2	4	3 DK		2	4
215	2	3	2	1	1	2	2	4	3 DK		2	4
216	2	3	2	1	1	2	2	4	3 DK		2	4
217	2	3	2	1	1	2	2	4	3 DK		2	4
218	2	3	2	1	1	2	2	4	3 DK		2	4
219	2	3	2	1	1	2	2	4	3 DK		2	4
220	2	3	2	1	1	2	2	4	3 DK		2	4
221	2	3	2	1	1	2	2	4	3 DK		2	4
222	2	3	2	1	1	2	2	4	3 DK		2	4
223	2	3	2	1	1	2	2	4	3 DK		2	4
224	2	3	2	1	1	2	2	4	3 DK		2	4
225	2	3	2	1	1	2	2	4	3 DK		2	4
226	2	3	2	1	1	2	2	4	3 DK		2	4
227	2 NA		2	1	1	2	2	4	3 DK		2	4
228	2	3	2	2	2	2	2	3	3 DK		2	4
229	2	3	2	2	2	2	2	3	3 DK		2	4
230	2	3	2	2	2	2	2	3	3 DK		2	4
231	2	3	2	2	2	2	2	3	3 DK		2	4
232	2	3	2	2	2	2	2	3	3 DK		2	4
233	2	3	2	2	2	2	2	3	3 DK		2	4
234	2	3	2	2	2	2	2	3	3 DK		2	4
235	2	3	2	2	2	2	2	3	3 DK		2	4
236	2	3	2	2	2	2	2	3	3 DK		2	4
237	2	3	2	2	2	2	2	3	3 DK		2	4
238	2	3	2	2	2	2	2	3	3 DK		2	4
239	2	3	2	2	2	2	2	3	3 DK		2	4
240	2	3	2	2	2	2	2	3	3 DK		2	4
241	2	3	2	2	2	2	2	3	3 DK		2	4
242	2	3	2	2	2	2	2	3	3 DK		2	4
243	1	1	1	2	1	3	3	1	2 DK		DK	4
244	4	2	2	3	3	4	4	4	4 DK		4	4
245	DK	2 DK		4	3	3 DK		2 DK	DK		1	4
246	2	3 DK		3	3	4	3 DK	2 DK	DK		DK	4
247	1	2 DK		3	3	4	2	2	2 DK		DK	4
248	1	1	2	3	3	2	2	3	4	4	4	4
249	4	3	4	3	3	3	4	4	4	4	4	4
250	3	2	2	2	3	4	3	3	3 DK		3	4
251	4	3 DK		3	3	4	1	4	4 DK		4	4
252	4	3	2	3	3	3	4	4	4 DK		2	4
253	2	2	3	1	3	2	2	2	3 DK		DK	4
254	1	2	3	3	3	3 DK		3	2 DK		DK	4
255	4	2	3	3	2		4 DK	DK		4	4	4
256	4	2	4	3	2	4	4	2	2 DK		4	4
257	1	1	1	4	3	4	1	4	4 DK		DK	4
258	1	2	2	3	3	2	2	3	3 DK		2	4
259	4	2	2	2	2	3	4	3	4 DK		4	4
260	4	3 DK		3	3	3	4	4	4 DK		3	4
261	1	1	1	1	1	2	1	2	2 DK		2	4
262	2	1	1	2	2	2	3	2	3 DK		DK	4
263	1	3	1	4	3	4	3	3	3	3 DK		4
264	3	2	3	3	3	3	4	3	3	3	4	4

Below you will find some things families consider when looking for child care.
For each one, rate how easy or hard it was to find for your child(ren).

	Educators/care givers/staff speak same language(s) as your family	Safe and healthy	Supports potty training	Convenient location	Able to enroll right away	Desired schedule	Staff share your family's cultural/racial background	Good quality	Well-trained, experienced educators/care givers	Inclusive learning environment with support for children with disabilities	Transportation between child care and school	Affordable
265	2	2	2	3	3	3	4	4	3	4	4	4
266	1	1	2	2	2	1	1	2	2	DK	DK	4
267	1	2	1	2	2	2	1	2	3	2	DK	4
268	3	3	2	2	3	3	2	4	4	DK	4	4
269	4	2	1	1	3	1	4	2	2	DK	DK	4
270	4	2	3	3	3	3	4	4	4	DK	4	4
271	DK	1	1	2	3	4	1	3	1	1	4	4
272	1	3	3	3	3	3	3	3	3	3	4	4
273	1	2	1	3	3	3	1	1	1	DK	4	4
274	1	2	1	2	2	2	4	4	4	DK	4	4
275	1	1	3	3	3	1	1	4	4	DK	4	4
276	NA	NA	NA	2	NA	NA	NA	NA	NA	NA	NA	4
277	4	3	4	4	3	4	4	4	3	4	3	4
278	2	2	2	3	3	4	3	2	2	4	4	4
279	4	2	DK	2	3	3	4	3	3	DK	DK	4
280	2	1	1	3	2	2	2	2	2	2	2	4
281	1	3	3	3	3	2	3	4	4	4	DK	4
282	4	2	3	3	3	3	4	3	3	DK	3	4
283	2	3	1	4	2	3	2	4	4	3	2	4
284	1	2	4	3	3	4	1	2	2	DK	3	4
285	2	3	DK	2	2	3	2	4	4	DK	4	4
286	3	2	2	1	2	3	4	3	3	DK	3	4
287	2	2	1	3	2	1	2	2	3	DK	DK	4
288	4	3	3	3	3	3	4	4	4	3	3	4
289	1	3	DK	3	3	4	3	3	3	4	3	4
290	1	1	4	1	1	3	4	3	3	DK	DK	4
291	4	2	3	3	3	2	4	3	3	3	4	4
292	1	2	3	1	3	1	4	2	2	3	4	4
293	4	2	3	3	3	2	4	3	3	3	3	4
294	3	3	2	3	3	3	3	3	3	3	2	4
295	1	2	2	2	2	1	4	3	3	DK	3	4
296	DK	3	DK	3	3	4	DK	3	3	DK	3	4
297	3	2	DK	2	2	3	3	3	3	DK	4	4
298	3	2	4	3	2	3	4	3	3	DK	4	4
299	4	2	DK	3	3	3	4	3	3	DK	DK	4
300	2	2	2	3	2	3	2	3	3	DK	2	4
301	1	2	DK	2	2	3	DK	3	3	4	4	4
302	1	1	1	2	2	1	DK	3	3	DK	3	4
303	3	2	1	2	2	1	3	4	2	DK	4	4
304	1	1	1	2	3	1	1	2	2	DK	2	4
305	1	3	3	4	3	3	1	3	3	DK	4	4
306	NA	3	NA	4	3	3	NA	NA	NA	NA	NA	4
307	4	3	4	4	3	4	4	4	4	3	4	4
308	1	2	1	4	3	3	DK	3	3	DK	DK	4
309	2	3	2	2	3	2	3	3	3	3	2	4
310	2	3	4	2	3	4	1	2	2	4	4	4
311	2	3	DK	2	2	2	3	3	3	DK	3	4
312	DK	3	2	3	3	3	DK	4	3	DK	DK	4
313	4	2	3	3	3	3	4	3	3	3	3	4
314	2	2	3	3	3	3	2	4	2	DK	DK	4
315	2	2	1	2	3	3	DK	4	3	DK	DK	4
316	2	2	DK	3	3	2	4	4	DK	DK	4	4
317	1	2	DK	3	2	2	2	2	3	DK	1	4
318	1	2	DK	3	2	4	1	3	3	4	4	4
319	3	2	3	2	3	2	2	3	3	DK	4	4
320	4	3	4	3	3	4	4	4	4	4	4	4
321	3	3	3	4	3	3	3	3	3	3	3	4
322	3	2	2	3	3	3	2	3	3	DK	DK	4
323	2	3	3	3	2	4	4	4	3	2	2	4
324	1	3	DK	2	2	2	DK	3	3	3	4	4
325	4	3	4	4	3	4	4	4	4	4	4	4
326	3	3	DK	3	3	3	4	3	3	DK	4	4
327	1	2	DK	2	2	2	1	2	2	DK	2	4
328	1	2	DK	2	2	3	1	1	1	DK	2	4
329	2	2	2	3	3	3	2	3	3	DK	DK	4
330	DK	3	DK	4	3	4	DK	DK	DK	DK	4	4
331	4	2	3	2	2	3	3	2	3	DK	4	4
332	NA	NA	NA	3	NA	NA	NA	NA	NA	NA	NA	4
333	3	2	2	3	3	2	3	3	2	DK	NA	4
334	4	2	DK	4	3	4	4	3	4	4	4	4
335	1	2	2	3	3	3	1	3	3	DK	2	4
336	1	2	1	2	3	2	1	2	2	DK	2	4
337	3	2	2	2	3	2	4	2	1	DK	DK	4
338	3	2	3	3	3	3	4	2	2	DK	DK	4
339	1	1	2	1	2	2	2	3	2	DK	2	4
340	4	1	2	1	2	2	4	1	1	DK	4	4
341	DK	3	4	4	3	3	DK	4	4	4	4	4
342	1	2	DK	3	3	2	2	3	4	3	4	4
343	NA	NA	NA	2	NA	3	NA	NA	NA	NA	NA	4
344	1	2	DK	1	3	1	1	1	2	DK	DK	4
345	DK	3	DK	4	3	4	DK	DK	DK	DK	4	4
346	1	2	3	3	3	4	DK	3	3	3	DK	4
347	1	2	3	3	3	3	3	3	3	DK	3	4
348	3	2	2	3	3	3	3	2	2	DK	2	4
349	2	2	2	2	2	3	2	4	4	DK	DK	4
350	3	3	4	1	2	3	4	4	4	4	4	4
351	1	1	1	1	2	1	1	1	1	1	2	4
352	3	2	3	3	3	4	DK	3	2	DK	DK	4
353	3	3	DK	4	3	4	4	4	3	DK	DK	4
354	2	2	2	3	2	3	DK	3	2	DK	DK	4
355	2	2	1	1	2	2	DK	2	3	DK	2	4
356	1	1	2	3	3	2	1	2	2	2	3	4

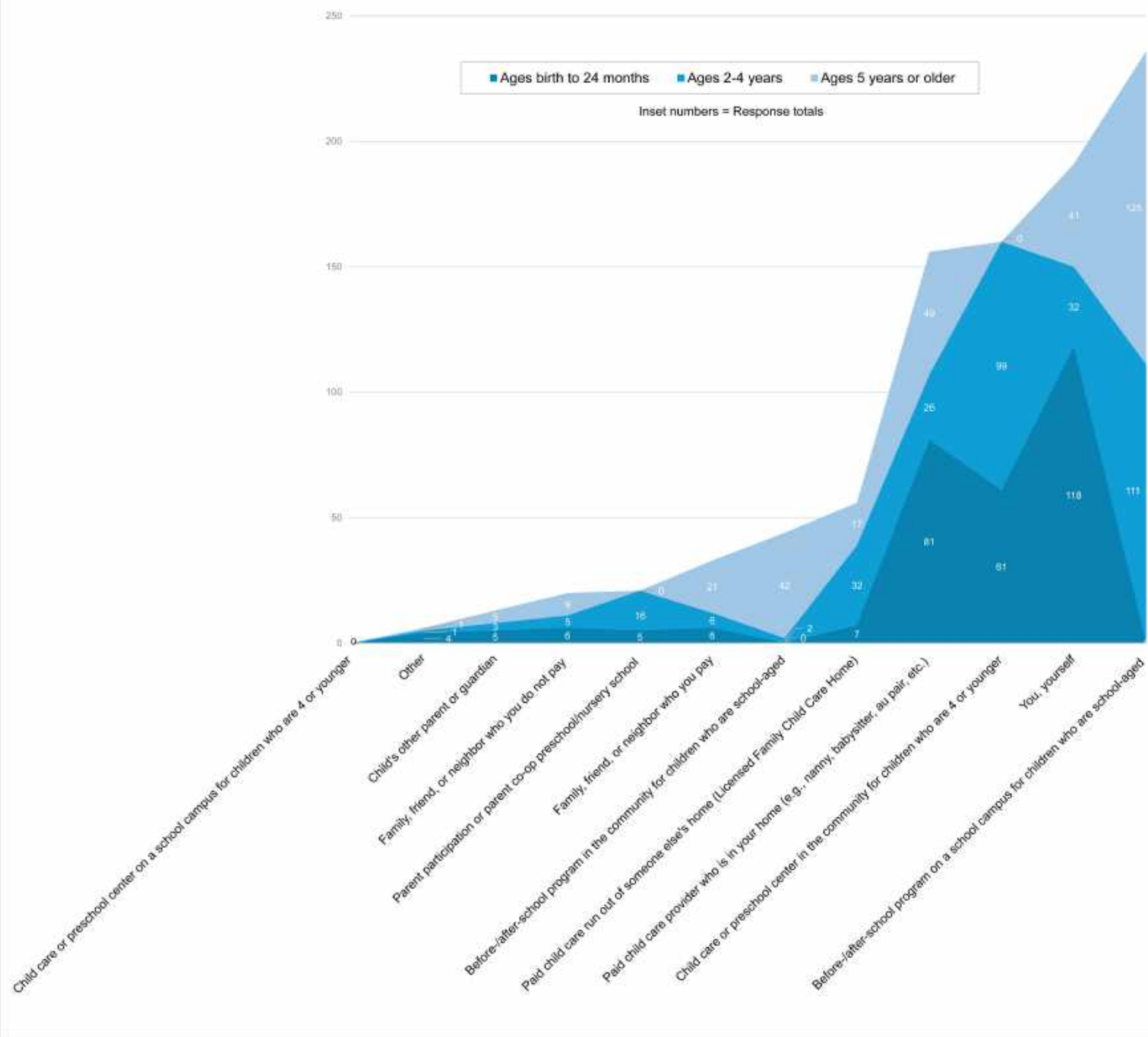
Below you will find some things families consider when looking for child care.
For each one, rate how easy or hard it was to find for your child(ren).

	Educators/care givers/staff speak same language(s) as your family	Safe and healthy	Supports potty training	Convenient location	Able to enroll right away	Desired schedule	Staff share your family's cultural/racial background	Good quality	Well-trained, experienced educators/care givers	Inclusive learning environment with support for children with disabilities	Transportation between child care and school	Affordable
357	3	2	3	2	3	3	3	2	2	DK	4	4
358	4	3	4	3	3	4	4	4	4	4	4	4
359	1	2	DK	3	3	3	4	3	3	DK	DK	4
360	4	3	DK	3	3	4	4	4	4	DK	4	4
361	2	2	3	3	3	4	4	3	3	DK	DK	4
362	2	2	1	2	3	2	3	2	3	DK	2	4
363	4	3	2	3	3	4	4	4	4	4	4	4
364	3	2	DK	3	2	3	3	3	3	DK	DK	4
365	1	1	1	3	3	1	1	4	4	3	DK	4
366	2	3	2	3	3	2	2	3	3	DK	DK	4
367	3	2	3	2	3	3	3	3	4	4	4	4
368	1	2	2	3	3	4	3	3	2	DK	DK	4
369	4	2	3	2	3	4	4	2	2	DK	2	4
370	4	2	3	3	2	4	4	3	3	DK	DK	4
371	1	2	DK	2	3	3	1	3	3	DK	DK	4
372	1	3	DK	2	3	3	4	3	3	4	4	4
373	1	3	2	3	3	4	4	3	3	DK	DK	4
374	1	2	2	3	3	3	DK	2	4	DK	4	4
375	1	2	DK	2	3	3	3	3	3	DK	1	4
376	2	3	1	1	3	3	3	2	4	1	DK	4
377	4	2	DK	2	2	2	4	3	4	NA	1	4
378	3	1	4	2	2	3	3	2	2	DK	3	4
379	1	1	2	2	3	3	1	2	2	DK	4	4
380	1	2	3	1	2	2	1	3	4	DK	DK	4
381	3	1	2	3	3	3	3	3	2	DK	4	4
382	2	2	2	3	2	2	3	2	2	DK	2	4
383	2	2	2	3	2	2	2	2	2	DK	2	4
384	2	3	1	2	3	4	4	2	2	DK	DK	4
385	NA	NA	NA	NA	NA	NA	NA	NA	NA	NA	NA	4
386	2	2	2	2	2	2	2	1	3	DK	3	4
387	1	1	3	2	3	2	1	2	2	DK	DK	4
388	2	2	2	2	3	4	DK	3	3	DK	DK	4
389	1	2	4	2	2	3	1	2	2	DK	2	4
390	2	2	DK	2	3	2	3	2	2	DK	DK	4
391	1	2	2	2	3	4	2	4	4	3	4	4
392	1	3	2	3	3	4	3	4	3	3	4	4
393	1	1	3	2	2	3	2	1	1	DK	4	4
394	1	2	DK	3	2	2	DK	2	2	1	1	4
395	1	2	2	1	3	1	DK	2	3	DK	DK	4
396	2	2	DK	3	3	3	DK	3	4	DK	DK	4
397	1	1	DK	2	2	2	3	2	2	DK	4	4
398	2	2	2	3	3	4	3	2	2	DK	DK	4
399	1	2	DK	2	2	4	DK	NA	3	DK	4	4
400	4	2	4	3	2	2	4	2	2	DK	DK	4
401	1	1	3	3	3	3	4	2	3	DK	4	4
402	1	1	2	3	2	2	3	2	2	DK	3	4
403	2	2	2	3	3	2	3	2	2	DK	4	4
404	DK	3	1	4	3	4	DK	DK	3	DK	4	4
405	4	3	4	4	3	4	4	4	4	DK	DK	4
406	4	2	2	3	2	3	4	3	4	3	3	4
407	1	2	1	1	2	2	1	2	3	1	4	4
408	1	1	1	1	1	1	1	1	1	1	1	4
409	2	2	DK	3	2	3	2	2	2	DK	DK	4
410	NA	NA	NA	3	3	NA	NA	NA	NA	NA	NA	4
411	2	2	2	3	2	3	3	1	2	2	3	4
412	1	2	2	2	3	4	4	2	2	DK	3	4
413	4	3	DK	3	3	2	DK	4	4	DK	DK	4
414	1	1	DK	2	2	1	3	1	2	DK	1	4
415	1	2	1	3	3	3	2	2	2	3	2	4
416	4	3	4	3	3	4	4	4	4	4	4	4
417	1	2	3	1	3	3	2	4	3	2	3	4
418	2	3	2	3	3	3	3	4	4	DK	DK	4
419	2	1	2	3	3	2	DK	2	2	DK	4	4
420	1	2	1	2	3	2	1	1	2	DK	DK	4
421	4	2	3	3	3	2	4	3	3	DK	DK	4
422	1	1	2	3	2	3	1	3	3	DK	DK	4
423	2	1	2	3	2	3	2	2	2	2	DK	4
424	DK	3	DK	3	3	3	DK	3	3	DK	DK	4
425	1	2	3	2	2	1	4	3	3	DK	4	4
426	2	3	3	4	3	4	DK	DK	DK	DK	DK	4
427	2	2	3	2	3	2	2	2	2	NA	3	4
428	2	3	2	3	3	4	2	3	2	DK	4	4
429	3	1	DK	4	3	4	3	2	2	DK	4	4
430	3	2	3	3	3	4	2	4	3	DK	3	4
431	2	2	DK	2	3	4	DK	3	4	DK	DK	4
432	4	2	DK	2	3	2	3	2	3	DK	4	4
433	1	3	2	3	3	3	2	3	3	DK	DK	4
434	3	3	4	3	3	4	4	4	4	NA	4	4
435	3	3	4	3	3	2	3	2	3	DK	3	4
436	1	2	2	2	3	3	3	2	2	DK	4	4
437	1	2	2	3	3	2	DK	2	3	2	3	4
438	1	3	DK	4	3	4	1	DK	DK	DK	DK	4
439	4	2	3	3	2	2	4	2	3	DK	DK	4
440	2	3	2	3	3	2	NA	4	4	DK	3	4
441	1	2	1	3	3	4	1	3	4	DK	DK	4
442	2	3	2	3	3	2	4	4	3	2	DK	4
443	2	3	2	2	3	2	3	3	3	3	DK	4
444	2	1	3	1	2	2	2	2	3	3	3	4
445	4	3	4	3	3	4	4	4	4	4	4	4
446	2	2	DK	1	3	3	DK	DK	DK	DK	4	4
447	1	2	DK	2	2	4	2	4	4	DK	4	4
448	1	3	2	4	3	4	1	4	4	DK	3	4

Below you will find some things families consider when looking for child care.
For each one, rate how easy or hard it was to find for your child(ren).

	Educators/care givers/staff speak same language(s) as your family	Safe and healthy	Supports potty training	Convenient location	Able to enroll right away	Desired schedule	Staff share your family's cultural/racial background	Good quality	Well-trained, experienced educators/care givers	Inclusive learning environment with support for children with disabilities	Transportation between child care and school	Affordable
449		2	2	2	2	3	2	2	2	DK	4	4
450	DK		2	3	3	2	2	3	3	DK	3	4
451		2	2	2	2	3	4	2	2	DK	2	4
452		3	2	3	3	2	3	3	3	DK	DK	4
453		2	3	2	4	3	4	2	4	DK	4	4
454		2	2	3	2	3	3	1	3	2	DK	4
455		3	2	4	3	3	2	2	3	3	DK	4
456		3	2	DK	3	3	3	3	4	4	4	4
457		1	2	2	3	3	2	DK	3	DK	DK	4
458		2	2	2	3	3	2	2	2	3	2	4
459		4	2	3	3	3	2	4	3	DK	DK	4
460		2	3	4	3	3	3	4	3	4	4	4
461		1	1	DK	3	3	4	DK	DK	DK	DK	4
462	NA	NA	NA		4	3	3	4	3	DK	DK	4
463		2	2	DK	3	3	3	2	2	DK	4	4
464		2	2	3	3	3	2	3	3	2	3	4
465		2	2	2	2	2	3	2	3	2	3	4
466		4	2	2	3	3	2	4	2	DK	3	4
467		1	2	DK	4	3	3	1	3	3	DK	4
468		4	3	DK	2	3	4	3	4	4	NA	4
469		1	2	2	2	2	2	3	2	2	3	4
470		4	3	3	3	3	4	4	4	4	4	4
471		2	1	1	3	3	2	2	2	NA	DK	4
472	NA		1	4	1	1	4	3	1	1	DK	4
473		3	3	4	3	3	4	3	4	4	DK	4
474		1	2	NA	1	2	3	2	2	3	NA	4
475		1	2	3	3	3	3	2	3	3	NA	4
476		3	2	1	2	3	1	3	2	2	DK	4
477		3	1	2	2	3	1	3	2	2	DK	4
478		4	3	DK	3	3	4	4	4	4	4	4
479	NA		3		3	3	NA	NA	4	4	4	NA
480		1	NA	1	3	NA	4	1	NA	2	4	NA
481	DK		2	2	NA	3	4	2	3	4	DK	NA
482	NA		3	NA	NA	NA	NA	NA	NA	NA	NA	NA
* Rating average is calculated by assigning a numeric value to each rating then averaging. "Very easy"=1; "Somewhat easy"=2; "Somewhat hard"=3; "Very hard"=4.												
* Don't know responses (DK) and blank responses (NA) are not included in the average.												

If cost and availability were not an issue, what would be your preferred child care or preschool for your child/children?



If cost and availability were not an issue,
what would be your preferred child care for your child/children?

		Ages birth to 24 months	Ages 2-4 years	Ages 5 years or older	Average- all ages
PRE-S	Child care or preschool center on a school campus for children who are 4 or younger	0	0	0	0.0
OTH	Other	4	1	1	2.0
OPG	Child's other parent or guardian	5	3	5	4.3
FAM-NP	Family, friend, or neighbor who you do not pay	6	5	9	6.7
CO-OP	Parent participation or parent co-op preschool/nursery school	5	16	0	7.0
FAM-P	Family, friend, or neighbor who you pay	6	6	21	11.0
AFT-C	Before-/after-school program in the community for children who are school-aged	0	2	42	14.7
CP-LIC	Paid child care run out of someone else's home (Licensed Family Child Care Home)	7	32	17	18.7
CP-HOM	Paid child care provider who is in your home (e.g., nanny, babysitter, au pair, etc.)	81	26	49	52.0
PRE-C	Child care or preschool center in the community for children who are 4 or younger	61	99	0	53.3
YOU	You, yourself	118	32	41	63.7
AFT-S	Before-/after-school program on a school campus for children who are school-aged	0	111	125	78.7
NONE	I have no child/children in this age group	155	111	132	132.7
PNA	Prefer not to answer	3	4	3	3.3
Ref#					
1		PRE-C	AFT-C	AFT-C	
2		PRE-C	AFT-C	AFT-C	
3		PRE-C	AFT-S	AFT-S	
4		PRE-C	AFT-S	AFT-S	
5		PRE-C	PRE-C	AFT-C	
6		PRE-C	PRE-C	AFT-C	
7		PRE-C	PRE-C	AFT-C	
8		PRE-C	PRE-C	AFT-C	
9		PRE-C	PRE-C	AFT-C	
10		PRE-C	PRE-C	AFT-S	
11		PRE-C	PRE-C	AFT-S	
12		PRE-C	PRE-C	AFT-S	
13		PRE-C	PRE-C	AFT-S	
14		PRE-C	PRE-C	AFT-S	
15		PRE-C	PRE-C	AFT-S	
16		PRE-C	PRE-C	AFT-S	
17		PRE-C	PRE-C	AFT-S	
18		PRE-C	PRE-C	AFT-S	
19		PRE-C	PRE-C	AFT-S	
20		PRE-C	PRE-C	AFT-S	
21		PRE-C	PRE-C	FAM-NP	
22		PRE-C	PRE-C	NONE	
23		PRE-C	PRE-C	NONE	
24		PRE-C	PRE-C	NONE	
25		PRE-C	PRE-C	NONE	
26		PRE-C	PRE-C	NONE	
27		PRE-C	PRE-C	NONE	
28		PRE-C	PRE-C	NONE	
29		PRE-C	PRE-C	NONE	
30		PRE-C	PRE-C	NONE	
31		PRE-C	PRE-C	CP-HOM	
32		PRE-C	PRE-C	YOU	
33		PRE-C	AFT-S	AFT-C	
34		PRE-C	AFT-S	AFT-C	
35		PRE-C	AFT-S	AFT-C	
36		PRE-C	AFT-S	AFT-S	
37		PRE-C	AFT-S	AFT-S	
38		PRE-C	AFT-S	AFT-S	
39		PRE-C	AFT-S	AFT-S	
40		PRE-C	AFT-S	AFT-S	
41		PRE-C	AFT-S	AFT-S	
42		PRE-C	AFT-S	AFT-S	
43		PRE-C	AFT-S	AFT-S	
44		PRE-C	AFT-S	AFT-S	
45		PRE-C	AFT-S	AFT-S	

If cost and availability were not an issue,
what would be your preferred child care for your child/children?

		Ages birth to 24 months	Ages 2-4 years	Ages 5 years or older	Average- all ages
46		PRE-C	AFT-S	AFT-S	
47		PRE-C	AFT-S	AFT-S	
48		PRE-C	AFT-S	AFT-S	
49		PRE-C	AFT-S	AFT-S	
50		PRE-C	AFT-S	AFT-S	
51		PRE-C	AFT-S	FAM-NP	
52		PRE-C	AFT-S	NONE	
53		PRE-C	AFT-S	NONE	
54		PRE-C	AFT-S	NONE	
55		PRE-C	AFT-S	NONE	
56		PRE-C	AFT-S	NONE	
57		PRE-C	AFT-S	NONE	
58		PRE-C	AFT-S	CP-HOM	
59		PRE-C	AFT-S	CP-HOM	
60		PRE-C	AFT-S	CP-HOM	
61		PRE-C	NONE	AFT-S	
62		PRE-C	NONE	NONE	
63		PRE-C	NONE	NONE	
64		PRE-C	NONE	NONE	
65		PRE-C	NONE	NONE	
66		PRE-C	NONE	NONE	
67		PRE-C	NONE	NONE	
68		PRE-C	CO-OP	AFT-S	
69		OPG	PRE-C	AFT-C	
70		OPG	PRE-C	AFT-S	
71		OPG	OPG	NONE	
72		OPG	CP-LIC	NONE	
73		OPG	YOU	YOU	
74		FAM-NP	PRE-C	NONE	
75		FAM-NP	PRE-C	NONE	
76		FAM-NP	AFT-S	AFT-S	
77		FAM-NP	FAM-NP	AFT-S	
78		FAM-NP	FAM-NP	AFT-S	
79		FAM-NP	FAM-NP	NONE	
80		FAM-P	AFT-S	AFT-S	
81		FAM-P	AFT-S	AFT-S	
82		FAM-P	FAM-P	AFT-C	
83		FAM-P	FAM-P	FAM-P	
84		FAM-P	FAM-P	NONE	
85		FAM-P	FAM-P	CP-HOM	
86		NONE	AFT-C	AFT-S	
87		NONE	AFT-C	AFT-S	
88		NONE	AFT-S	AFT-S	
89		NONE	AFT-S	AFT-S	
90		NONE	AFT-S	NONE	
91		NONE	AFT-S	NONE	
92		NONE	PRE-C	AFT-C	
93		NONE	PRE-C	AFT-C	
94		NONE	PRE-C	AFT-S	
95		NONE	PRE-C	AFT-S	
96		NONE	PRE-C	AFT-S	
97		NONE	PRE-C	AFT-S	
98		NONE	PRE-C	AFT-S	
99		NONE	PRE-C	AFT-S	
100		NONE	PRE-C	AFT-S	
101		NONE	PRE-C	AFT-S	
102		NONE	PRE-C	AFT-S	
103		NONE	PRE-C	AFT-S	
104		NONE	PRE-C	AFT-S	
105		NONE	PRE-C	FAM-NP	

If cost and availability were not an issue,
what would be your preferred child care for your child/children?

		Ages birth to 24 months	Ages 2-4 years	Ages 5 years or older	Average- all ages
106		NONE	PRE-C	NONE	
107		NONE	PRE-C	NONE	
108		NONE	PRE-C	NONE	
109		NONE	PRE-C	NONE	
110		NONE	PRE-C	NONE	
111		NONE	PRE-C	NONE	
112		NONE	PRE-C	NONE	
113		NONE	PRE-C	NONE	
114		NONE	PRE-C	OTH	
115		NONE	PRE-C	CP-HOM	
116		NONE	PRE-C	CP-HOM	
117		NONE	PRE-C	CP-HOM	
118		NONE	AFT-S	AFT-C	
119		NONE	AFT-S	AFT-S	
120		NONE	AFT-S	AFT-S	
121		NONE	AFT-S	AFT-S	
122		NONE	AFT-S	AFT-S	
123		NONE	AFT-S	AFT-S	
124		NONE	AFT-S	FAM-P	
125		NONE	AFT-S	NONE	
126		NONE	AFT-S	NONE	
127		NONE	AFT-S	NONE	
128		NONE	AFT-S	NONE	
129		NONE	AFT-S	NONE	
130		NONE	AFT-S	NONE	
131		NONE	AFT-S	NONE	
132		NONE	AFT-S	NONE	
133		NONE	AFT-S	NONE	
134		NONE	AFT-S	NONE	
135		NONE	AFT-S	NONE	
136		NONE	AFT-S	NONE	
137		NONE	AFT-S	NONE	
138		NONE	AFT-S	NONE	
139		NONE	AFT-S	NONE	
140		NONE	AFT-S	NONE	
141		NONE	AFT-S	NONE	
142		NONE	AFT-S	NONE	
143		NONE	AFT-S	NONE	
144		NONE	AFT-S	CP-HOM	
145		NONE	AFT-S	CP-LIC	
146		NONE	AFT-S	CP-LIC	
147		NONE	AFT-S	YOU	
148		NONE	AFT-S	YOU	
149		NONE	OPG	OPG	
150		NONE	FAM-NP	AFT-S	
151		NONE	NONE	AFT-C	
152		NONE	NONE	AFT-C	
153		NONE	NONE	AFT-C	
154		NONE	NONE	AFT-C	
155		NONE	NONE	AFT-C	
156		NONE	NONE	AFT-C	
157		NONE	NONE	AFT-C	
158		NONE	NONE	AFT-C	
159		NONE	NONE	AFT-C	
160		NONE	NONE	AFT-C	
161		NONE	NONE	AFT-C	
162		NONE	NONE	AFT-C	
163		NONE	NONE	AFT-C	
164		NONE	NONE	AFT-C	
165		NONE	NONE	AFT-C	

If cost and availability were not an issue,
what would be your preferred child care for your child/children?

		Ages birth to 24 months	Ages 2-4 years	Ages 5 years or older	Average- all ages
166		NONE	NONE	AFT-C	
167		NONE	NONE	AFT-C	
168		NONE	NONE	AFT-S	
169		NONE	NONE	AFT-S	
170		NONE	NONE	AFT-S	
171		NONE	NONE	AFT-S	
172		NONE	NONE	AFT-S	
173		NONE	NONE	AFT-S	
174		NONE	NONE	AFT-S	
175		NONE	NONE	AFT-S	
176		NONE	NONE	AFT-S	
177		NONE	NONE	AFT-S	
178		NONE	NONE	AFT-S	
179		NONE	NONE	AFT-S	
180		NONE	NONE	AFT-S	
181		NONE	NONE	AFT-S	
182		NONE	NONE	AFT-S	
183		NONE	NONE	AFT-S	
184		NONE	NONE	AFT-S	
185		NONE	NONE	AFT-S	
186		NONE	NONE	AFT-S	
187		NONE	NONE	AFT-S	
188		NONE	NONE	AFT-S	
189		NONE	NONE	AFT-S	
190		NONE	NONE	AFT-S	
191		NONE	NONE	AFT-S	
192		NONE	NONE	AFT-S	
193		NONE	NONE	OPG	
194		NONE	NONE	FAM-NP	
195		NONE	NONE	FAM-NP	
196		NONE	NONE	FAM-NP	
197		NONE	NONE	FAM-NP	
198		NONE	NONE	NONE	
199		NONE	NONE	CP-HOM	
200		NONE	NONE	CP-HOM	
201		NONE	NONE	CP-HOM	
202		NONE	NONE	CP-HOM	
203		NONE	NONE	CP-HOM	
204		NONE	NONE	CP-HOM	
205		NONE	NONE	CP-HOM	
206		NONE	NONE	CP-HOM	
207		NONE	NONE	CP-HOM	
208		NONE	NONE	CP-HOM	
209		NONE	NONE	CP-HOM	
210		NONE	NONE	CP-HOM	
211		NONE	NONE	CP-HOM	
212		NONE	NONE	CP-HOM	
213		NONE	NONE	CP-HOM	
214		NONE	NONE	CP-LIC	
215		NONE	NONE	PNA	
216		NONE	NONE	YOU	
217		NONE	NONE	YOU	
218		NONE	NONE	YOU	
219		NONE	NONE	YOU	
220		NONE	NONE	YOU	
221		NONE	NONE	YOU	
222		NONE	NONE	YOU	
223		NONE	NONE	YOU	
224		NONE	NONE	YOU	
225		NONE	NONE	YOU	

If cost and availability were not an issue,
what would be your preferred child care for your child/children?

		Ages birth to 24 months	Ages 2-4 years	Ages 5 years or older	Average- all ages
226		NONE	NONE	YOU	
227		NONE	NONE		
228		NONE	CP-HOM	NONE	
229		NONE	CP-HOM	NONE	
230		NONE	CP-HOM	CP-HOM	
231		NONE	CP-LIC	NONE	
232		NONE	CP-LIC	NONE	
233		NONE	CO-OP	AFT-S	
234		NONE	PNA	AFT-C	
235		NONE	PNA	FAM-P	
236		NONE	PNA	PNA	
237		NONE	YOU	FAM-NP	
238		NONE	YOU	NONE	
239		NONE	YOU	YOU	
240		NONE			
241		OTH	AFT-S	AFT-S	
242		OTH	AFT-S	AFT-S	
243		OTH	OTH	NONE	
244		OTH			
245		CP-HOM	AFT-S	AFT-S	
246		CP-HOM	PRE-C	AFT-C	
247		CP-HOM	PRE-C	AFT-C	
248		CP-HOM	PRE-C	AFT-S	
249		CP-HOM	PRE-C	AFT-S	
250		CP-HOM	PRE-C	AFT-S	
251		CP-HOM	PRE-C	AFT-S	
252		CP-HOM	PRE-C	AFT-S	
253		CP-HOM	PRE-C	AFT-S	
254		CP-HOM	PRE-C	AFT-S	
255		CP-HOM	PRE-C	AFT-S	
256		CP-HOM	PRE-C	FAM-P	
257		CP-HOM	PRE-C	NONE	
258		CP-HOM	PRE-C	NONE	
259		CP-HOM	PRE-C	NONE	
260		CP-HOM	PRE-C	NONE	
261		CP-HOM	PRE-C	NONE	
262		CP-HOM	PRE-C	NONE	
263		CP-HOM	PRE-C	NONE	
264		CP-HOM	PRE-C	CP-HOM	
265		CP-HOM	PRE-C	CP-HOM	
266		CP-HOM	PRE-C	CP-HOM	
267		CP-HOM	PRE-C	CP-HOM	
268		CP-HOM	PRE-C	CP-HOM	
269		CP-HOM	PRE-C	CP-HOM	
270		CP-HOM	PRE-C		
271		CP-HOM	AFT-S	AFT-C	
272		CP-HOM	AFT-S	AFT-S	
273		CP-HOM	AFT-S	AFT-S	
274		CP-HOM	AFT-S	AFT-S	
275		CP-HOM	AFT-S	AFT-S	
276		CP-HOM	AFT-S	AFT-S	
277		CP-HOM	AFT-S	AFT-S	
278		CP-HOM	AFT-S	AFT-S	
279		CP-HOM	AFT-S	AFT-S	
280		CP-HOM	AFT-S	NONE	
281		CP-HOM	AFT-S	NONE	
282		CP-HOM	AFT-S	NONE	
283		CP-HOM	AFT-S	NONE	
284		CP-HOM	AFT-S	NONE	
285		CP-HOM	AFT-S	CP-HOM	

If cost and availability were not an issue,
what would be your preferred child care for your child/children?

		Ages birth to 24 months	Ages 2-4 years	Ages 5 years or older	Average- all ages
286		CP-HOM	AFT-S	YOU	
287		CP-HOM	AFT-S	YOU	
288		CP-HOM	AFT-S		
289		CP-HOM	OPG	OPG	
290		CP-HOM	NONE	AFT-C	
291		CP-HOM	NONE	AFT-C	
292		CP-HOM	NONE	AFT-S	
293		CP-HOM	NONE	NONE	
294		CP-HOM	NONE	NONE	
295		CP-HOM	NONE	NONE	
296		CP-HOM	NONE	NONE	
297		CP-HOM	NONE	NONE	
298		CP-HOM	NONE	NONE	
299		CP-HOM	CP-HOM	AFT-C	
300		CP-HOM	CP-HOM	FAM-P	
301		CP-HOM	CP-HOM	FAM-P	
302		CP-HOM	CP-HOM	FAM-P	
303		CP-HOM	CP-HOM	FAM-P	
304		CP-HOM	CP-HOM	FAM-P	
305		CP-HOM	CP-HOM	FAM-P	
306		CP-HOM	CP-HOM	FAM-P	
307		CP-HOM	CP-HOM	FAM-P	
308		CP-HOM	CP-HOM	FAM-P	
309		CP-HOM	CP-HOM	FAM-P	
310		CP-HOM	CP-HOM	FAM-P	
311		CP-HOM	CP-HOM	FAM-P	
312		CP-HOM	CP-HOM	FAM-P	
313		CP-HOM	CP-HOM	FAM-P	
314		CP-HOM	CP-HOM	FAM-P	
315		CP-HOM	CP-HOM	NONE	
316		CP-HOM	CP-HOM	CP-HOM	
317		CP-HOM	CP-HOM	CP-HOM	
318		CP-HOM	CP-HOM	CP-HOM	
319		CP-HOM	CP-HOM	PNA	
320		CP-HOM	CP-LIC	CP-HOM	
321		CP-HOM	CO-OP	AFT-S	
322		CP-HOM	CO-OP	NONE	
323		CP-HOM	CO-OP	CP-HOM	
324		CP-HOM			
325		CP-HOM			
326		CP-LIC	PRE-C	NONE	
327		CP-LIC	AFT-S	AFT-S	
328		CP-LIC	AFT-S	CP-HOM	
329		CP-LIC	AFT-S	CP-LIC	
330		CP-LIC	NONE	NONE	
331		CP-LIC	NONE	NONE	
332		CP-LIC	CP-LIC	AFT-S	
333		CO-OP	PRE-C	NONE	
334		CO-OP	AFT-S	AFT-S	
335		CO-OP	NONE	AFT-C	
336		CO-OP	CO-OP	NONE	
337		CO-OP	CO-OP	NONE	
338		PNA	NONE	CP-HOM	
339		PNA	CO-OP	AFT-S	
340		PNA	PNA	FAM-NP	
341		YOU	AFT-S	AFT-S	
342		YOU	AFT-S	NONE	
343		YOU	PRE-C	AFT-C	
344		YOU	PRE-C	AFT-C	
345		YOU	PRE-C	AFT-S	

If cost and availability were not an issue,
what would be your preferred child care for your child/children?

		Ages birth to 24 months	Ages 2-4 years	Ages 5 years or older	Average- all ages
346		YOU	PRE-C	AFT-S	
347		YOU	PRE-C	AFT-S	
348		YOU	PRE-C	AFT-S	
349		YOU	PRE-C	AFT-S	
350		YOU	PRE-C	AFT-S	
351		YOU	PRE-C	AFT-S	
352		YOU	PRE-C	AFT-S	
353		YOU	PRE-C	AFT-S	
354		YOU	PRE-C	NONE	
355		YOU	PRE-C	NONE	
356		YOU	PRE-C	NONE	
357		YOU	PRE-C	CP-HOM	
358		YOU	PRE-C	YOU	
359		YOU	AFT-S	AFT-C	
360		YOU	AFT-S	AFT-S	
361		YOU	AFT-S	AFT-S	
362		YOU	AFT-S	AFT-S	
363		YOU	AFT-S	AFT-S	
364		YOU	AFT-S	FAM-P	
365		YOU	AFT-S	NONE	
366		YOU	AFT-S	NONE	
367		YOU	AFT-S	NONE	
368		YOU	AFT-S	NONE	
369		YOU	AFT-S	NONE	
370		YOU	AFT-S	NONE	
371		YOU	AFT-S	NONE	
372		YOU	AFT-S	CP-HOM	
373		YOU	AFT-S	YOU	
374		YOU	AFT-S	YOU	
375		YOU	AFT-S	YOU	
376		YOU	FAM-NP	CP-LIC	
377		YOU	FAM-P	NONE	
378		YOU	FAM-P	CP-HOM	
379		YOU	NONE	AFT-C	
380		YOU	NONE	AFT-S	
381		YOU	NONE	NONE	
382		YOU	NONE	NONE	
383		YOU	NONE	NONE	
384		YOU	NONE	NONE	
385		YOU	NONE	NONE	
386		YOU	NONE	NONE	
387		YOU	NONE	NONE	
388		YOU	NONE	NONE	
389		YOU	NONE	NONE	
390		YOU	NONE	YOU	
391		YOU	NONE	YOU	
392		YOU	CP-HOM	CP-HOM	
393		YOU	CP-HOM	CP-HOM	
394		YOU	CP-LIC	AFT-C	
395		YOU	CP-LIC	NONE	
396		YOU	CP-LIC	NONE	
397		YOU	CP-LIC	NONE	
398		YOU	CP-LIC	NONE	
399		YOU	CP-LIC	NONE	
400		YOU	CP-LIC	NONE	
401		YOU	CP-LIC	NONE	
402		YOU	CP-LIC	NONE	
403		YOU	CP-LIC	NONE	
404		YOU	CP-LIC	NONE	
405		YOU	CP-LIC	NONE	

If cost and availability were not an issue,
what would be your preferred child care for your child/children?

		Ages birth to 24 months	Ages 2-4 years	Ages 5 years or older	Average- all ages
406		YOU	CP-LIC	NONE	
407		YOU	CP-LIC	NONE	
408		YOU	CP-LIC	NONE	
409		YOU	CP-LIC	CP-LIC	
410		YOU	CP-LIC	CP-LIC	
411		YOU	CP-LIC	CP-LIC	
412		YOU	CP-LIC	CP-LIC	
413		YOU	CP-LIC	CP-LIC	
414		YOU	CP-LIC	CP-LIC	
415		YOU	CP-LIC	CP-LIC	
416		YOU	CP-LIC	CP-LIC	
417		YOU	CP-LIC	CP-LIC	
418		YOU	CP-LIC	CP-LIC	
419		YOU	CP-LIC	CP-LIC	
420		YOU	CP-LIC	CP-LIC	
421		YOU	CO-OP	AFT-S	
422		YOU	CO-OP	AFT-S	
423		YOU	CO-OP	NONE	
424		YOU	CO-OP	NONE	
425		YOU	CO-OP	CP-HOM	
426		YOU	CO-OP	YOU	
427		YOU	CO-OP	YOU	
428		YOU	CO-OP	YOU	
429		YOU	YOU	AFT-S	
430		YOU	YOU	AFT-S	
431		YOU	YOU	AFT-S	
432		YOU	YOU	OPG	
433		YOU	YOU	OPG	
434		YOU	YOU	FAM-P	
435		YOU	YOU	NONE	
436		YOU	YOU	NONE	
437		YOU	YOU	NONE	
438		YOU	YOU	NONE	
439		YOU	YOU	NONE	
440		YOU	YOU	NONE	
441		YOU	YOU	CP-HOM	
442		YOU	YOU	CP-HOM	
443		YOU	YOU	YOU	
444		YOU	YOU	YOU	
445		YOU	YOU	YOU	
446		YOU	YOU	YOU	
447		YOU	YOU	YOU	
448		YOU	YOU	YOU	
449		YOU	YOU	YOU	
450		YOU	YOU	YOU	
451		YOU	YOU	YOU	
452		YOU	YOU	YOU	
453		YOU	YOU	YOU	
454		YOU	YOU	YOU	
455		YOU	YOU	YOU	
456		YOU			
457		YOU			
458		YOU			
459			PRE-C	CP-HOM	
460			AFT-S		
461			NONE	AFT-C	
462			YOU	YOU	
463				CP-HOM	

Child care needs assessment - Menlo Park

The City of Menlo Park is studying the community's needs for child care and early learning. Survey results will help with decisions about public support for child care and early learning in Menlo Park.

This survey is for parents/guardians living or working in Menlo Park who have at least one child between 0-12 years old.

Parents/guardians who complete the survey will be eligible to participate in a random drawing for one of several \$50 gift cards.

This survey has multiple-choice questions and takes about 5-10 minutes to complete. The survey is anonymous and responses will be kept confidential. Individual results will never be shared.

Please complete this survey by October 12, 2024.

If you have questions about this survey, please contact: Natalya Jones, nrjones@menlopark.gov, 650-330-2271.

Thank you for taking a few minutes to share your thoughts on this important topic.

Are you a parent or guardian of at least one child between 0-12 years old?

- ☐ Yes, parent
- ☐ Yes, guardian
- ☐ No
- ☐ Prefer not to answer

Do you make decisions about child care for your family?

- ☐ Yes
- ☐ No

What are the ages of all your children?

- ☐ Less than 1 year old
- ☐ 1
- ☐ 2
- ☐ 3
- ☐ 4
- ☐ 5
- ☐ 6
- ☐ 7
- ☐ 8
- ☐ 9
- ☐ 10
- ☐ 11
- ☐ 12
- ☐ 13+
- ☐ Prefer not to answer
- ☐ There are no children in my household

Do you and other household members work different shifts to reduce the need for child care?

- ☐ Yes
- ☐ No
- ☐ Not applicable
- ☐ Prefer not to answer

Have you ever had to turn down work due to a lack of child care?

- ☐ Yes
- ☐ No
- ☐ Prefer not to answer

Please select the ages of your children for which you are currently using child care support by someone other than you or your partner/spouse. Please select all that apply.

- ☐ Infant (0-2 years)
- ☐ Preschool (2-4)
- ☐ School age (5+)
- ☐ None
- ☐ Prefer not to answer

In a typical week, who is the primary provider of child care and/or supervision for your child/children **ages 2-4 years** during your family's work hours?

- ☐ You, yourself
- ☐ Child's other parent or guardian
- ☐ Family, friend, or neighbor who you do not pay
- ☐ Family, friend, or neighbor who you pay
- ☐ Paid child care run out of someone else's home (Licensed Family Child Care Home)
- ☐ Paid child care provider who is in your home (e.g. nanny, babysitter, au pair, etc.)
- ☐ Child care or preschool center on a school campus for children who are 4 or younger
- ☐ Child care or preschool center in the community for children who are 4 or younger
- ☐ Before-/after-school program on a school campus for children who are school-aged
- ☐ Before-/after-school program in the community for children who are school-aged
- ☐ Parent participation or parent co-op preschool/nursery school
- ☐ Other
- ☐ Prefer not to answer
- ☐ I have no child/children ages 2-4 years

In a typical week, who is the primary provider of child care and/or supervision for your child/children **ages 0-24 months** during your family's work hours?

- ☐ You, yourself
- ☐ Child's other parent or guardian
- ☐ Family, friend, or neighbor who you do not pay
- ☐ Family, friend, or neighbor who you pay
- ☐ Paid child care run out of someone else's home (Licensed Family Child Care Home)
- ☐ Paid child care provider who is in your home (e.g. nanny, babysitter, au pair, etc.)
- ☐ Child care or preschool center on a school campus for children who are 4 or younger
- ☐ Child care or preschool center in the community for children who are 4 or younger
- ☐ Parent participation or parent co-op preschool/nursery school
- ☐ Other
- ☐ Prefer not to answer
- ☐ I have no child/children ages birth-24 months

In a typical week, who is the primary provider of child care and/or supervision for your child/children **ages 5 years or older** during your family's work hours?

- ☐ You, yourself
- ☐ Child's other parent or guardian
- ☐ Family, friend, or neighbor who you do not pay
- ☐ Family, friend, or neighbor who you pay
- ☐ Paid child care run out of someone else's home (Licensed Family Child Care Home)
- ☐ Paid child care provider who is in your home (e.g. nanny, babysitter, au pair, etc.)
- ☐ Before-/after-school program on a school campus for children who are school-aged
- ☐ Before-/after-school program in the community for children who are school-aged
- ☐ Other
- ☐ Prefer not to answer
- ☐ I have no child/children ages 5 years or older

In a typical week, on what days do you need child care from someone other than yourself or your spouse/partner? Please select all that apply.

- ☐ Monday-Friday
- ☐ Saturday
- ☐ Sunday
- ☐ Prefer not to answer

During what hours do you typically need child care from someone other than yourself or your spouse/partner? Please select all that apply.

- ☐ Midnight - 6 a.m.
- ☐ 6 - 8 a.m.
- ☐ 8 a.m. - noon
- ☐ Noon - 3 p.m.
- ☐ 3 - 6 p.m.
- ☐ 6 - 8 p.m.
- ☐ 8 p.m. - midnight
- ☐ Prefer not to answer

In a typical week, how often do you use child care?

- ☐ Full time (average 40 hours/week or 5 days/week or more)
- ☐ Part time (average 20 hours/week or 2-3 days/week)
- ☐ Very part time (average less than 2 days/week)
- ☐ Prefer not to answer

What is your primary reason for using child care?

- ☐ Work from home
- ☐ Work outside the home
- ☐ Attend school or job training
- ☐ Want child to have time for play, socialization, or enrichment
- ☐ As needed to shop, run errands, attend appointments, etc.
- ☐ Prefer not to answer
- ☐ Other (please explain)

What is your secondary reason for using child care?

- ☐ Work from home
- ☐ Work outside the home
- ☐ Attend school or job training
- ☐ Want child to have time for play, socialization, or enrichment
- ☐ As needed to shop, run errands, attend appointments, etc.
- ☐ Prefer not to answer
- ☐ Other (please explain)

Please tell us about the location of the child care you use. Please select all that apply.

- ☐ In my home
- ☐ Near home
- ☐ Near work
- ☐ At my work site
- ☐ Near or at child's school
- ☐ Near relative or friend
- ☐ Near public transportation
- ☐ Prefer not to answer
- ☐ Other (please explain)

If you commute to/from Menlo Park for work, do you bring your child(ren) with you for child care?

- ☐ Yes
- ☐ No
- ☐ I don't commute
- ☐ Prefer not to answer

Do you receive financial assistance for your child care costs?

- ☐ Yes
- ☐ No
- ☐ Prefer not to answer

Below you will find some things families consider when looking for child care.
For each one, rate how easy or hard it was to find for your child(ren).

Affordable	<input type="radio"/> Very easy to find	<input type="radio"/> Somewhat easy to find	<input type="radio"/> Somewhat hard to find	<input type="radio"/> Very hard to find	<input type="radio"/> Don't know
Well-trained, experienced educators/ caregivers	<input type="radio"/> Very easy to find	<input type="radio"/> Somewhat easy to find	<input type="radio"/> Somewhat hard to find	<input type="radio"/> Very hard to find	<input type="radio"/> Don't know
Good quality	<input type="radio"/> Very easy to find	<input type="radio"/> Somewhat easy to find	<input type="radio"/> Somewhat hard to find	<input type="radio"/> Very hard to find	<input type="radio"/> Don't know
Desired schedule	<input type="radio"/> Very easy to find	<input type="radio"/> Somewhat easy to find	<input type="radio"/> Somewhat hard to find	<input type="radio"/> Very hard to find	<input type="radio"/> Don't know
Staff share your family's cultural/racial background	<input type="radio"/> Very easy to find	<input type="radio"/> Somewhat easy to find	<input type="radio"/> Somewhat hard to find	<input type="radio"/> Very hard to find	<input type="radio"/> Don't know
Transportation between child care and school	<input type="radio"/> Very easy to find	<input type="radio"/> Somewhat easy to find	<input type="radio"/> Somewhat hard to find	<input type="radio"/> Very hard to find	<input type="radio"/> Don't know
Able to enroll right away	<input type="radio"/> Very easy to find	<input type="radio"/> Somewhat easy to find	<input type="radio"/> Somewhat hard to find	<input type="radio"/> Very hard to find	<input type="radio"/> Don't know
Convenient location	<input type="radio"/> Very easy to find	<input type="radio"/> Somewhat easy to find	<input type="radio"/> Somewhat hard to find	<input type="radio"/> Very hard to find	<input type="radio"/> Don't know
Safe and healthy	<input type="radio"/> Very easy to find	<input type="radio"/> Somewhat easy to find	<input type="radio"/> Somewhat hard to find	<input type="radio"/> Very hard to find	<input type="radio"/> Don't know
Educators/caregivers/staff speak same language(s) as your family	<input type="radio"/> Very easy to find	<input type="radio"/> Somewhat easy to find	<input type="radio"/> Somewhat hard to find	<input type="radio"/> Very hard to find	<input type="radio"/> Don't know

Supports potty training	<input type="radio"/> Very easy to find	<input type="radio"/> Somewhat easy to find	<input type="radio"/> Somewhat hard to find	<input type="radio"/> Very hard to find	<input type="radio"/> Don't know
Inclusive learning environment with support for children with disabilities	<input type="radio"/> Very easy to find	<input type="radio"/> Somewhat easy to find	<input type="radio"/> Somewhat hard to find	<input type="radio"/> Very hard to find	<input type="radio"/> Don't know

Which types of financial assistance do you receive to pay for child care? Please select all that apply.

- ☐ Fee assistance from my employer
- ☐ Scholarship from a preschool or child care
- ☐ State-funded preschool or child care
- ☐ Voucher or subsidy from 4Cs/Child Care Coordinating Council
- ☐ Free or low-cost after school program
- ☐ Not applicable
- ☐ Other (please explain)

Which of the following did you use when searching for child care? Please select all that apply.

- ☐ Referrals from 4Cs/Child Care Coordinating Council
- ☐ Google search
- ☐ Social media (e.g., Facebook)
- ☐ Yelp search
- ☐ Care.com
- ☐ Mother's Club recommendations
- ☐ Recommendations from family or friends
- ☐ Referrals from city or county staff
- ☐ Information from child's school
- ☐ Prefer not to answer
- ☐ Other (please explain)

If cost and availability were not an issue, what would be your preferred child care for your child **ages birth to 24 months**?

- ☐ You, yourself
- ☐ Child's other parent or guardian
- ☐ Family, friend, or neighbor who you do not pay
- ☐ Family, friend, or neighbor who you pay
- ☐ Paid child care run out of someone else's home (Licensed Family Child Care Home)
- ☐ Paid child care provider who is in your home (e.g., nanny, babysitter, au pair, etc.)
- ☐ Child care or preschool center in the community for children who are 4 or younger
- ☐ Parent participation or parent co-op preschool/nursery school
- ☐ Other
- ☐ Prefer not to answer
- ☐ I have no child/children ages birth-24 months

If cost and availability were not an issue, what would be your preferred child care for your child/children **ages 5 years or older**?

- ☐ You, yourself
- ☐ Child's other parent or guardian
- ☐ Family, friend, or neighbor who you do not pay
- ☐ Family, friend, or neighbor who you pay
- ☐ Paid child care run out of someone else's home (Licensed Family Child Care Home)
- ☐ Paid child care provider who is in your home (e.g. nanny, babysitter, au pair, etc.)
- ☐ Before-/after-school program on a school campus for children who are school-aged
- ☐ Before-/after-school program in the community for children who are school-aged
- ☐ Other
- ☐ Prefer not to answer
- ☐ I have no child/children ages 5 years or older

If cost and availability were not an issue, what would be your preferred child care or preschool for your child/children **ages 2-4 years**?

- ☐ You, yourself
- ☐ Child's other parent or guardian
- ☐ Family, friend, or neighbor who you do not pay
- ☐ Family, friend, or neighbor who you pay
- ☐ Paid child care run out of someone else's home (Licensed Family Child Care Home)
- ☐ Paid child care provider who is in your home (e.g. nanny, babysitter, au pair, etc.)
- ☐ Child care or preschool center on a school campus for children who are 4 or younger
- ☐ Child care or preschool center in the community for children who are 4 or younger
- ☐ Before-/after-school program on a school campus for children who are school-aged
- ☐ Before-/after-school program in the community for children who are school-aged
- ☐ Parent participation or parent co-op preschool/nursery school
- ☐ Other
- ☐ Prefer not to answer
- ☐ I have no child/children ages 2-4 years

What is your preferred location for child care for your child/children **ages birth to 24 months**? Please select all that apply.

- ☐ In my home
- ☐ Near home
- ☐ Near work
- ☐ Near or at child's school
- ☐ Near relative or friend
- ☐ Near public transportation
- ☐ Prefer not to answer
- ☐ Other (please explain)

What is your preferred location for child care for your child/children **ages 2 to 4**? Please select all that apply.

- ☐ In my home
- ☐ Near home
- ☐ Near work
- ☐ Near or at child's school
- ☐ Near relative or friend
- ☐ Near public transportation
- ☐ Prefer not to answer
- ☐ Other (please explain)

What is your preferred location for child care for your child/children **ages 5 and older**? Please select all that apply.

- ☐ In my home
- ☐ Near home
- ☐ Near work
- ☐ Near or at child's school
- ☐ Near relative or friend
- ☐ Near public transportation
- ☐ Prefer not to answer
- ☐ Other (please explain)

Do any of your children have one or more disabilities and/or special needs?

- ☐ Yes
- ☐ No
- ☐ Prefer not to answer

Do any of your children have an IEP (Individualized Education Program) or IFSP (Individualized Family Service Plan)?

- ☐ Yes
- ☐ No
- ☐ Prefer not to answer

Is your child attending transitional kindergarten in the Fall of 2024?

- ☐ Yes
- ☐ No
- ☐ Prefer not to answer

Is your child attending Kindergarten in Fall 2024?

- ☐ Yes
- ☐ No
- ☐ Prefer not to answer

Do your child(ren) currently attend any City of Menlo Park child care programs?
(The City's child care programs are Belle Haven Child Development Center,
Belle Haven Youth Center, and Menlo Children's Center.)

- ☐ Yes
- ☐ No
- ☐ Prefer not to answer

How many people live in your home, including yourself?

- ☐ 1
- ☐ 2
- ☐ 3
- ☐ 4
- ☐ 5 or more
- ☐ Prefer not to answer

What is your highest educational degree completed?

- ☐ Less than high school
- ☐ High school diploma or GED
- ☐ Associate degree
- ☐ Bachelor's degree
- ☐ Master's degree or higher
- ☐ Prefer not to answer

What neighborhood of Menlo Park do you live in now? (See map) (Choose one)

- ☐ Allied Arts / Stanford Park
- ☐ Bayfront
- ☐ Belle Haven
- ☐ Central Menlo Park
- ☐ Downtown Menlo Park
- ☐ El Camino Real Corridor
- ☐ Felton Gables
- ☐ Linfield Oaks
- ☐ Park Forest / Spruce / San Antonio
- ☐ Sharon Heights
- ☐ South of Seminary / Vintage Oaks
- ☐ Suburban Park / Lorelei Manor / Flood Triangle
- ☐ The Willows
- ☐ VA Medical District
- ☐ West Menlo Park
- ☐ Unincorporated Menlo Park
- ☐ I don't live in Menlo Park
- ☐ Other (please describe)

How long have you lived in Menlo Park?

- ☐ Less than a year
- ☐ 1-5 years
- ☐ 6-10 years
- ☐ 10-19 years
- ☐ 20+ years
- ☐ I don't live in Menlo Park

What is your age?

- ☐ Under 6 years
- ☐ 6-11 years
- ☐ 12-17 years
- ☐ 18-28 years
- ☐ 29-50 years
- ☐ 50-65 years
- ☐ 65+ years
- ☐ Prefer not to answer

What age groups live in your household? Please select all that apply.

- ☐ Infants / toddlers
- ☐ Children
- ☐ Teenagers / tweens
- ☐ Adults
- ☐ Adults 65+
- ☐ I don't know / prefer not to answer

Please tell us your ideas, needs, and suggestions for child care programs.

Would you like to receive the results of this survey?

- ☐ Yes
- ☐ No

Please provide your contact information (optional). Parents/guardians who complete the survey will be eligible to participate in a random drawing for one of several \$50 gift cards.

Email

Phone

First Name

Last Name

Name

Email

Address