

MENLO PARK
SAFE ROUTES TO SCHOOL

Annual School Snapshots

School Year 2019-2020



MENLO PARK SAFE ROUTES TO SCHOOL

Belle Haven School

(and Willow Oaks, closes June 2020)

415 Ivy Drive, Menlo Park

Ravenswood City School District

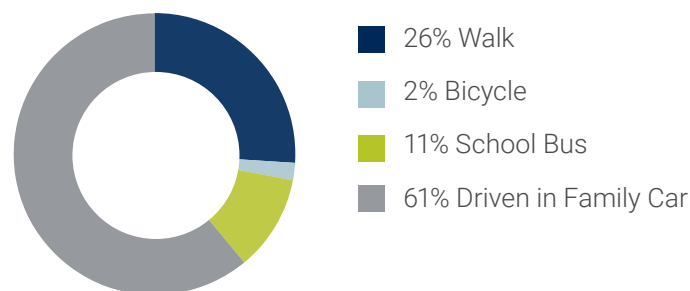


Champions

None identified



STUDENT MODE SPLIT



Travel Data Collected 2020

DEMOGRAPHICS

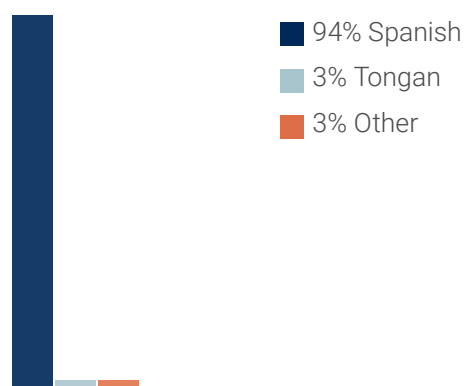
Enrollment: 368

Grades enrolled: K to 8

Approximately 25-49% of students live within one mile or less of school

79% of students receive free/reduced price meals

Primary Language Spoken for ESL Students



CHALLENGES AND OPPORTUNITIES

Obstacles

- None identified

Perceived Barriers to Walking & Biking

- Willow Oaks demographic will have to learn a new commute for the school year 2020-2021
- Many students have to cross the 101 to get to school

EXISTING POLICIES & ACTIVITIES

SRTS Policies

- Guidelines for safe routes
- Guidelines for bicycle parking

Previous SRTS Activities

- International Walk and Roll to School Day
- Promoting Walk and Roll Maps
- Walking School Buses/Bike Trains

RECOMMENDATIONS

Priority 1

- Walk and Roll to School Day and competitions/ Ruby Bridges Walk to School Day
- Pedestrian and Bicycle Safety Education: Implement Menlo Park Pedestrian Safety Curriculum
- Work with the City of Menlo Park SRTS Program/ SRTS coordinator to identify a SRTS Champion.

Priority 2

- Parent education
- Parent survey
- Crossing guard program and training

Priority 3

- Walking Safety Assessment and Infrastructure Plan
- School bus and transit education

MENLO PARK SAFE ROUTES TO SCHOOL

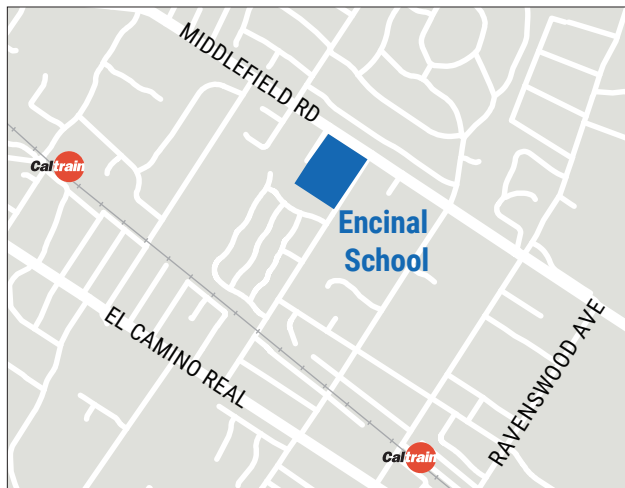
Encinal School

195 Encinal Avenue, Atherton
Menlo Park City School District

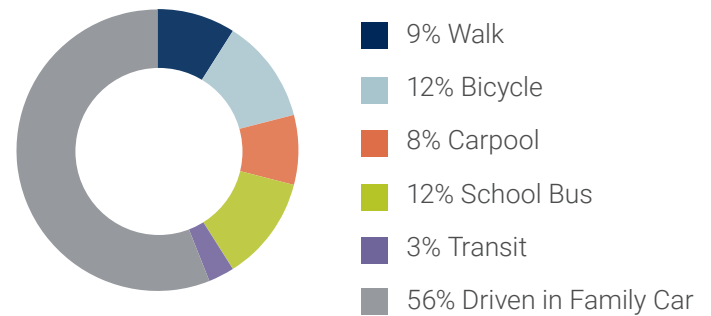


Champions

Brigid Corcoran, Parent



STUDENT MODE SPLIT



Travel Data Collected 2015

DEMOGRAPHICS

Enrollment: 601

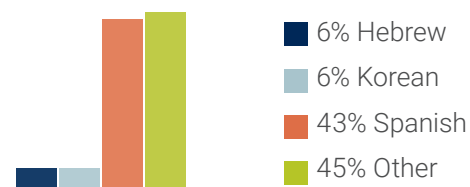
Grades enrolled: K to 5

Tinsley students: 9%

Approximately 50-74% of students live within one mile or less of school

9% of students receive free/reduced price meals

Primary Language Spoken for ESL Students



CHALLENGES AND OPPORTUNITIES

Obstacles

- None identified

Perceived Barriers to Walking & Biking

- Child's before or after school activities
- Unsafe intersections

EXISTING POLICIES & ACTIVITIES

SRTS Policies

- None identified

Previous SRTS Activities

- International Walk and Roll to School Day
- Promoting Walk and Roll Maps
- Bike to School Day
- Safety Education/Training (e.g. bicycle or pedestrian rodeos and safety courses, Drive Your Bike)
- In-class Curriculum/Walk & Roll Assemblies
- Crossing guard program/Crossing guard training
- Demonstration projects (temporary installations of bike lanes, walkways, traffic calming, etc.)

RECOMMENDATIONS

Priority 1

- Pedestrian and Bicycle Safety Education: Implement Menlo Park Pedestrian Safety Curriculum
- Parent trainings and education for Waking School Bus, Drop-off/Pick-up procedures, Carpool

Priority 2

- Pedestrian Flag Education

Priority 3

- Walk Safety Assessment and Infrastructure Plan in collaboration with Town of Atherton and City of Menlo Park
- Demonstration project such as temporary walkway on Encinal Ave in collaboration with Town of Atherton and City of Menlo Park

MENLO PARK SAFE ROUTES TO SCHOOL

Hillview Middle School

1100 Elder Avenue, Menlo Park
Menlo Park City School District

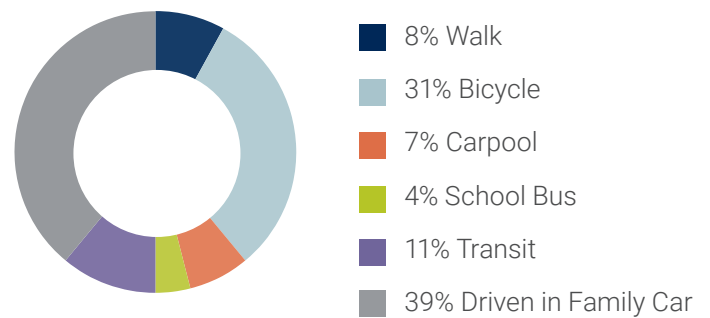


Champions

Lydia Lee, Parent



STUDENT MODE SPLIT



Travel Data Collected 2019

DEMOGRAPHICS

Enrollment: 968

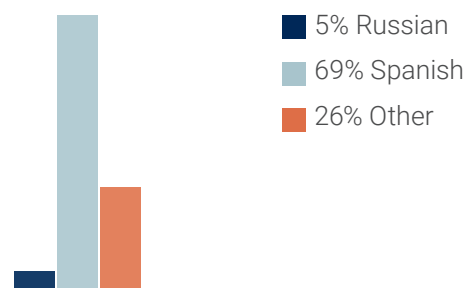
Grades enrolled: 6 to 8

Tinsley students: 6%

Approximately 25-49% of students live within one mile or less of school

8% of students receive free/reduced price meals

Primary Language Spoken for ESL Students



CHALLENGES AND OPPORTUNITIES

Obstacles

- Staff and volunteer time

Perceived Barriers to Walking & Biking

- Live too far from school
- Child's before or after school activities
- Traffic speeds along route
- Too much traffic along route

EXISTING POLICIES & ACTIVITIES

SRTS Policies

- Campus circulation education and communication

Previous SRTS Activities

- International Walk and Roll to School Day
- Promoting Walk and Roll Maps
- Bike to School Day
- Safety Education/Training (e.g. bicycle or pedestrian rodeos and safety courses, Drive Your Bike)
- Crossing guard program/Crossing guard training
- Demonstration projects (temporary installations of bike lanes, walkways, traffic calming, etc.)

RECOMMENDATIONS

Priority 1

- Bicycle and Pedestrian Education
- School Safety Campaign: Use student-produced material in collaboration with Menlo Park Police Department

Priority 2

- Bike club and Bike Repair Classes: Consider collaborating with Menlo Atherton High

Priority 3

- Transit education

MENLO PARK SAFE ROUTES TO SCHOOL

La Entrada Middle School

2200 Sharon Road, Menlo Park
Las Lomas Elementary School District

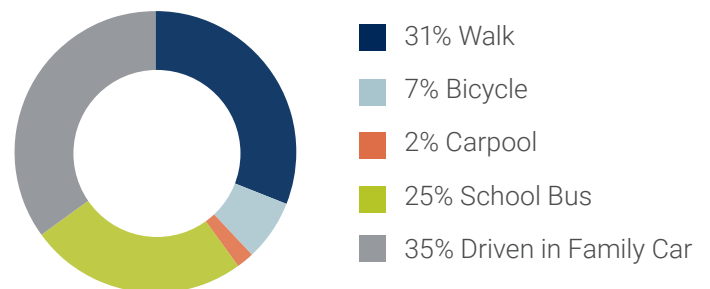


Champions

Nell Curran, LLESD Wellness Coordinator
Hilary Steveson, Parent



STUDENT MODE SPLIT



Travel Data Collected 2019

DEMOGRAPHICS

Enrollment: 745

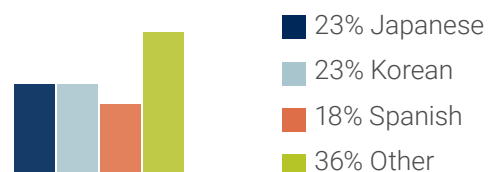
Grades enrolled: 4 to 8

Tinsley students: 6%

Approximately 25-49% of students live within one mile or less of school

6% of students receive free/reduced price meals

Primary Language Spoken for ESL Students



CHALLENGES AND OPPORTUNITIES

Obstacles

- Staff and volunteer time: many other programs running at the same time

Perceived Barriers to Walking & Biking

- Traffic speeds along route
- Too much traffic along route
- Lack of sidewalks and/or paths
- Unsafe intersections
- Lack of bikeways

EXISTING POLICIES & ACTIVITIES

SRTS Policies

- Bike racks set up at the gates and students are to lock up their bikes before walking onto campus

Previous SRTS Activities

- International Walk and Roll to School Day
- Promoting Walk and Roll Maps
- Walk Safety Assessment (walk audit)
- Crossing guard program/Crossing guard training
- Demonstration projects (temporary installations of bike lanes, walkways, traffic calming, etc.)

RECOMMENDATIONS

Priority 1

- Walk and Roll to School Day and competitions
- Safety Education/Hands-on training
- Parent trainings for Walking School Bus and Bike Train

Priority 2

- Incorporate 2019 walk audit recommendations into the SRTS Las Lomas Elementary School District program
- Crossing guard program and training

Priority 3

- Demonstration project, such as temporary walkways on Sharon Road, in collaboration with the City.
- Bike Repair Classes

MENLO PARK SAFE ROUTES TO SCHOOL

Las Lomitas Elementary School

299 Alameda de Las Pulgas, Atherton
Las Lomitas Elementary School District

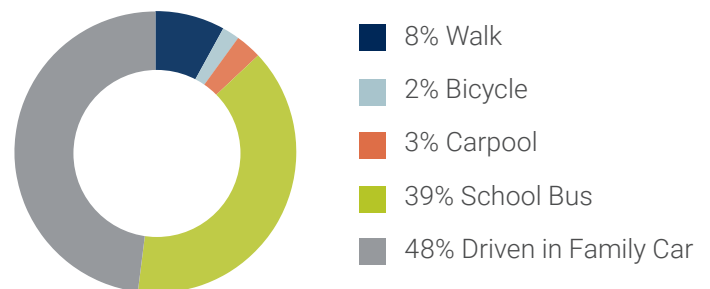


Champions

Nell Curran, LLESD Wellness Coordinator
Tina Messerlain, Parent



STUDENT MODE SPLIT



Travel Data Collected 2019

DEMOGRAPHICS

Enrollment: 501

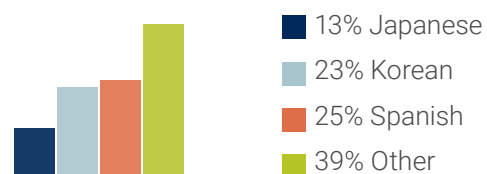
Grades enrolled: K to 3

Tinsley students: 8%

Approximately 25-49% of students live within one mile or less of school

6% of students receive free/reduced price meals

Primary Language Spoken for ESL Students



CHALLENGES AND OPPORTUNITIES

Obstacles

- Staff and volunteer time
- Fitting SRTS initiatives into a packed school year

Perceived Barriers to Walking & Biking

- Traffic speeds along route
- Too much traffic along route
- Lack of sidewalks and/or paths
- Unsafe intersections

EXISTING POLICIES & ACTIVITIES

SRTS Policies

- Education and communication on using crosswalks and obeying traffic rules
- Students and families must enter school grounds through designated entrances

Previous SRTS Activities

- International Walk and Roll to School Day
- Bike to School Day

RECOMMENDATIONS

Priority 1

- Walk and Roll to School Day and competitions
- Pedestrian Safety Education: Implement Menlo Park Pedestrian Safety Curriculum

Priority 2

- Crossing guard program and training
- Walking School Bus Parent Training

Priority 3

- Incorporate 2015 walk audit recommendations into SRTS school district program
- Conduct walk assessment of new school facilities

MENLO PARK SAFE ROUTES TO SCHOOL

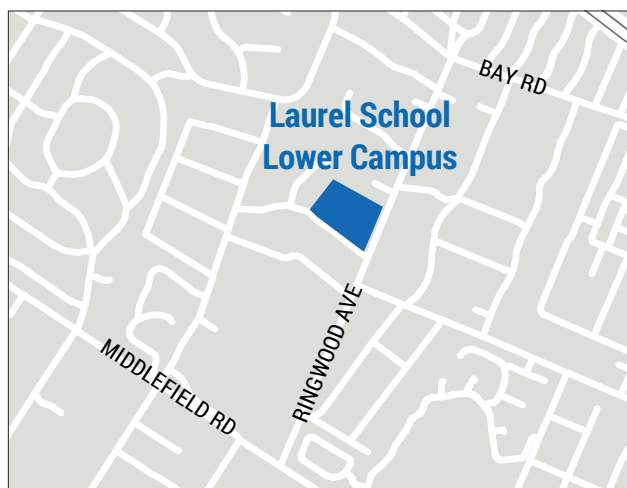
Laurel School (Lower Campus)

95 Edge Road, Atherton
Menlo Park City School District

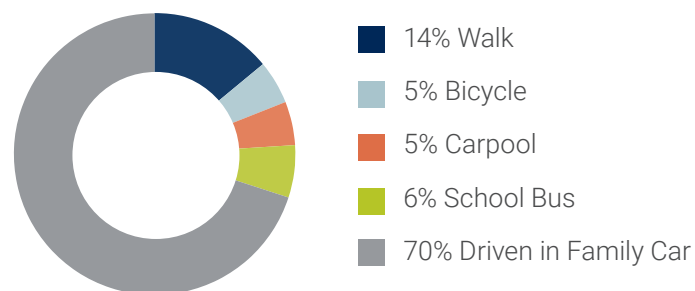


Champions

Ellen Kraska, Assistant Principal
Ruchi Murlidhar, Parent



STUDENT MODE SPLIT



Travel Data Collected 2014

DEMOGRAPHICS

Enrollment: 350

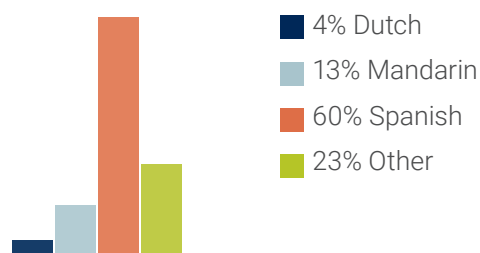
Grades enrolled: K to 2

Tinsley students: 8% (Upper and Lower campuses combined)

Approximately 50-74% of students live within one mile or less of school

9% of students receive free/reduced price meals

Primary Language Spoken for ESL Students



CHALLENGES AND OPPORTUNITIES

Obstacles

- None identified

Perceived Barriers to Walking & Biking

- None identified

EXISTING POLICIES & ACTIVITIES

SRTS Policies

- Designated pick-up procedures
- Carpool promotion
- Park and Walk encouragement

Previous SRTS Activities

- Promoting Walk and Roll Maps
- Safety Education/Training (e.g. bicycle or pedestrian rodeos and safety courses, Drive Your Bike)
- In-class curriculum/Walk and Roll assemblies
- Walk Safety Assessment (walk audit)

RECOMMENDATIONS

Priority 1

- Walk and Roll to School Day
- Parent trainings for Walking School Bus and Bike Train

Priority 2

- Crossing guard program and training
- Pedestrian and Bicycle Education: Implement Menlo Park Pedestrian Safety Curriculum

Priority 3

- Student Valets

MENLO PARK SAFE ROUTES TO SCHOOL

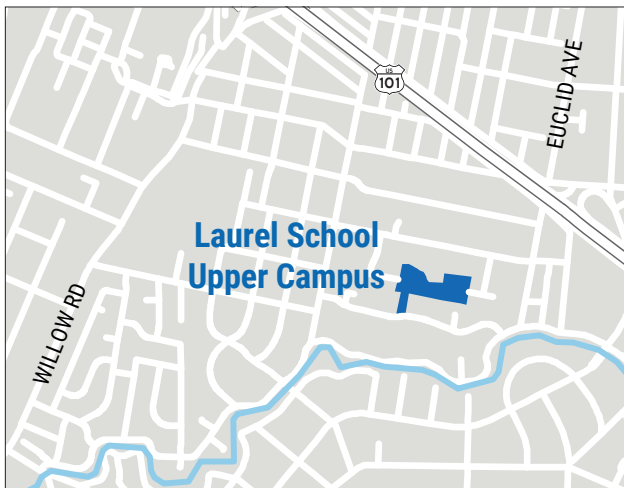
Laurel School (Upper Campus)

275 Elliott Drive, Menlo Park
Menlo Park City School District

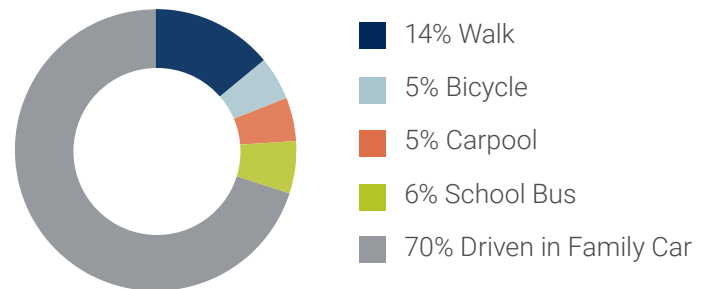


Champions

Ellen Kraska, Assistant Principal
Ruchi Murlidhar, Parent



STUDENT MODE SPLIT



Travel Data Collected 2014

DEMOGRAPHICS

Enrollment: 360

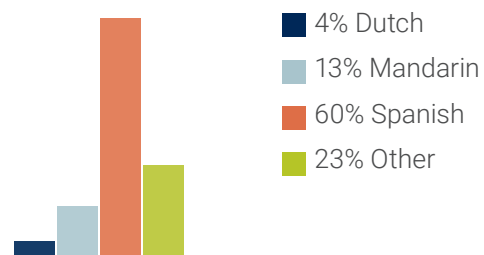
Grades enrolled: 3 to 5

Tinsley students: 8% (Upper and Lower campuses combined)

Approximately 50-74% of students live within one mile or less of school

9% of students receive free/reduced price meals

Primary Language Spoken for ESL Students



CHALLENGES AND OPPORTUNITIES

Obstacles

- None identified

Perceived Barriers to Walking & Biking

- None identified

EXISTING POLICIES & ACTIVITIES

SRTS Policies

- Designated pick-up procedures
- Carpool promotion
- Park and Walk encouragement

Previous SRTS Activities

- Promoting Walk and Roll Maps
- Safety Education/Training (e.g. bicycle or pedestrian rodeos and safety courses, Drive Your Bike)
- In-class curriculum/Walk and Roll assemblies
- Walk Safety Assessment (walk audit)

RECOMMENDATIONS

Priority 1

- Walk and Roll to School Day
- Crossing guard program and training
- Pedestrian and Bicycle Safety Education: Implement Menlo Park Pedestrian Safety Curriculum

Priority 2

- On-bike bicycle handling and skills training to prepare for transition and travel to middle school
- Parent trainings for Waking School Bus and Bike Train

Priority 3

- Student Valets

MENLO PARK SAFE ROUTES TO SCHOOL

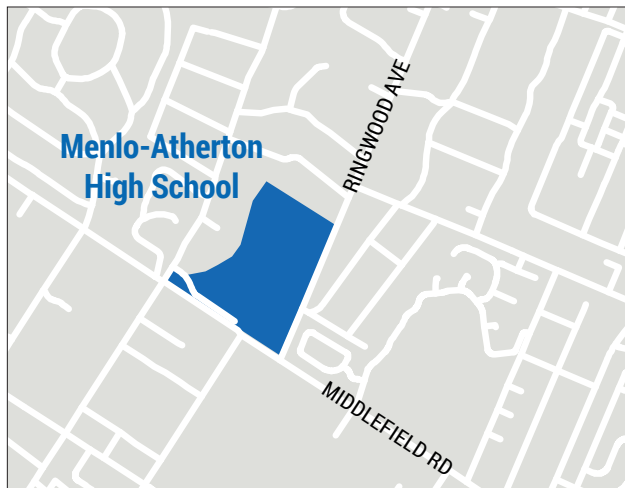
Menlo-Atherton High School

555 Middlefield Road, Atherton
Sequoia Union High School District

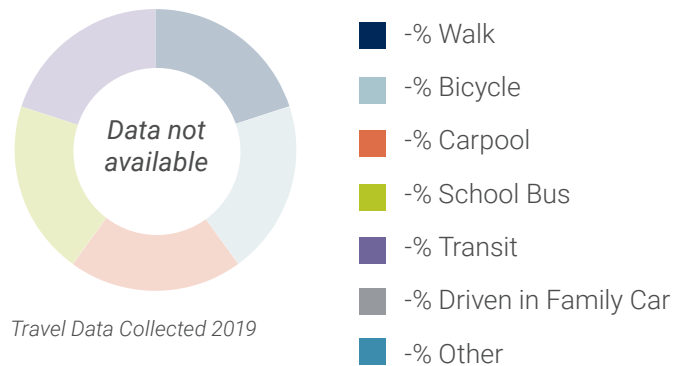


Champions

James "JP" Nelson, Teacher



STUDENT MODE SPLIT



DEMOGRAPHICS

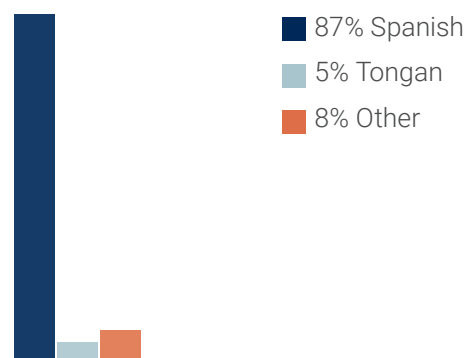
Enrollment: 2,498

Grades enrolled: 9 to 12

Approximately 25-49% of students live within one mile or less of school

38% of students receive free/reduced price meals

Primary Language Spoken for ESL Students



CHALLENGES AND OPPORTUNITIES

Obstacles

- Time for planning and implementation

Perceived Barriers to Walking & Biking

- Traffic speeds along route
- Lack of bikeways
- Too much traffic along route

EXISTING POLICIES & ACTIVITIES

SRTS Policies

- The school actively encourages students to walk or roll to school
- The school's foundation underwrites bus passes for low-income students

Previous SRTS Activities

- International Walk and Roll to School Day
- Walk Safety Assessment (walk audit)

RECOMMENDATIONS

Priority 1

- Bicycle/skater shed with checkout service
- Student-produced safety programming
- In classroom pedestrian and bicycle safety education/hands-on training

Priority 2

- Formalize the school's bike club (mission, roles, etc.)
- Increase student involvement in SRTS in the community including collaborating with SRTS stakeholders such as middle schools, Stanford, Facebook, Menlo Park SRTS Task Force, and Menlo-Atherton 2020 Task Force

Priority 3

- Partnership with SamTrans
- Demonstration project on school site or nearby street in collaboration with the City of Menlo Park and Town of Atherton

MENLO PARK SAFE ROUTES TO SCHOOL

Oak Knoll School

1895 Oak Knoll Lane, Menlo Park
Menlo Park City School District

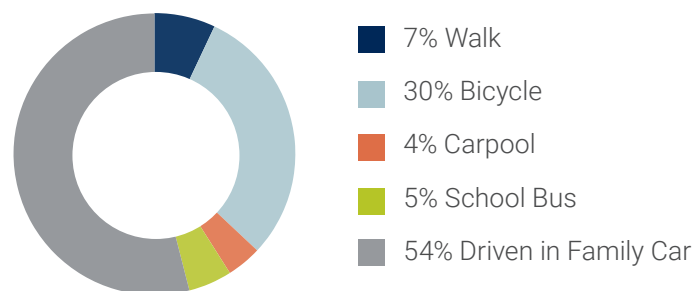


Champions

Jeff King, Parent
Mary Kelley, Parent



STUDENT MODE SPLIT



Travel Data Collected 2020

DEMOGRAPHICS

Enrollment: 651

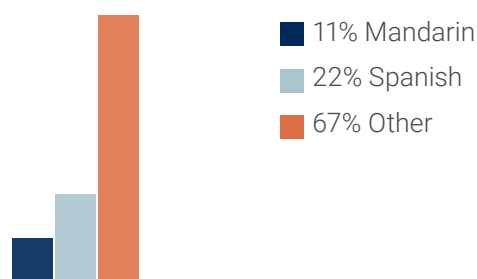
Grades enrolled: K to 5

Tinsley students: 4%

Approximately 50-74% of students live within one mile or less of school

4% of students receive free/reduced price meals

Primary Language Spoken for ESL Students



CHALLENGES AND OPPORTUNITIES

Obstacles

- Parent/caregiver support
- Student interest

Perceived Barriers to Walking & Biking

- Too much traffic along route
- Unsafe intersections
- No adults to walk or bike with
- Traffic speeds along route

EXISTING POLICIES & ACTIVITIES

SRTS Policies

- None identified

Previous SRTS Activities

- International Walk and Roll to School Day
- Promoting Walk and Roll Maps
- Bike to School Day
- Walking School Buses/Bike Trains
- Ongoing activities (e.g. monthly or weekly Walk & Roll to School Days)
- Safety Education/Training (e.g. bicycle or pedestrian rodeos and safety courses, Drive Your Bike)
- Demonstration projects (temporary installations of bike lanes, walkways, traffic calming, etc.)

RECOMMENDATIONS

Priority 1

- Parent trainings for Bike Train

Priority 2

- Pedestrian and Bicycle Education: Implement Menlo Park Pedestrian Safety Curriculum

Priority 3

- Map campus circulation routes

MENLO PARK SAFE ROUTES TO SCHOOL

Ravenswood Middle School

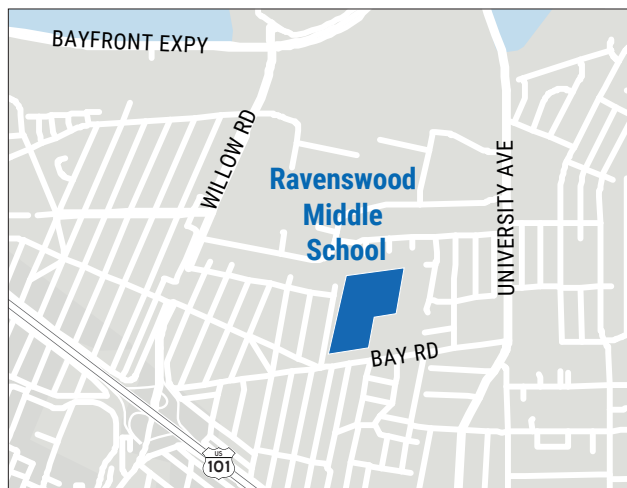
2450 Ralmar Street, East Palo Alto

Ravenswood City School District

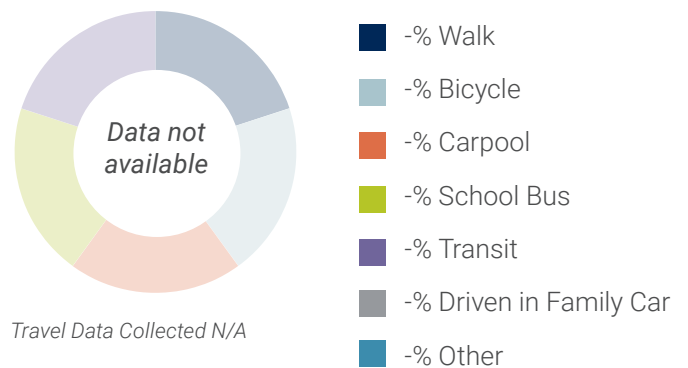


Champions

None identified



STUDENT MODE SPLIT



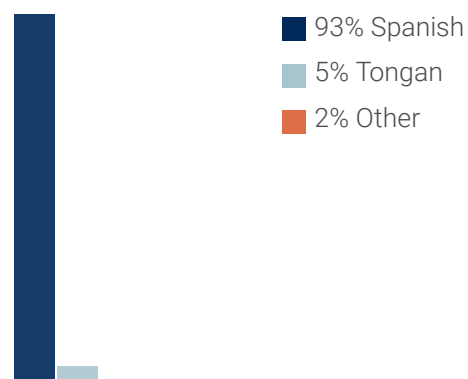
DEMOGRAPHICS

Enrollment: 474

Grades enrolled: 6 to 8

69% of students receive free/reduced price meals

Primary Language Spoken for ESL Students



CHALLENGES AND OPPORTUNITIES

Obstacles

- None identified

Perceived Barriers to Walking & Biking

- None identified

EXISTING POLICIES & ACTIVITIES

SRTS Policies

- None identified

Previous SRTS Activities

- None identified

RECOMMENDATIONS

Priority 1

- Pedestrian and Bicycle Safety Education/Hands-on training
- Transit education
- Work with the City of Menlo Park SRTS Program/ SRTS coordinator to identify a SRTS Champion.

Priority 2

- Parent survey
- Bike and skater shed
- Bike Repair Classes

Priority 3

- Pedestrian Crossing Flags
- Walk Safety Assessment and Infrastructure Plan

MENLO PARK SAFE ROUTES TO SCHOOL

TIDE Academy

(Opened Fall 2019)

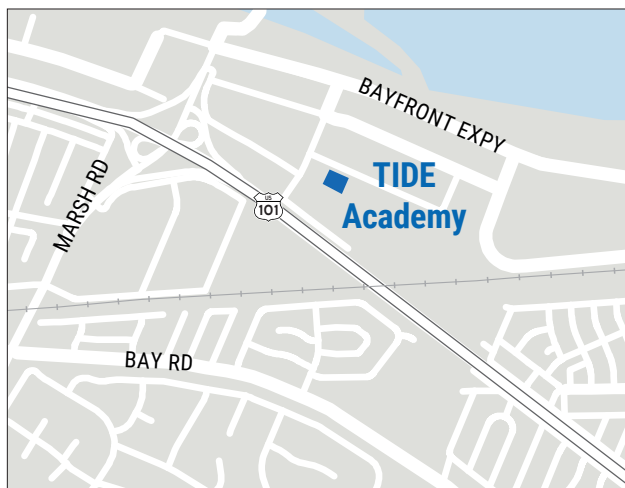
150 Jefferson Drive, Menlo Park

Sequoia Union High School District

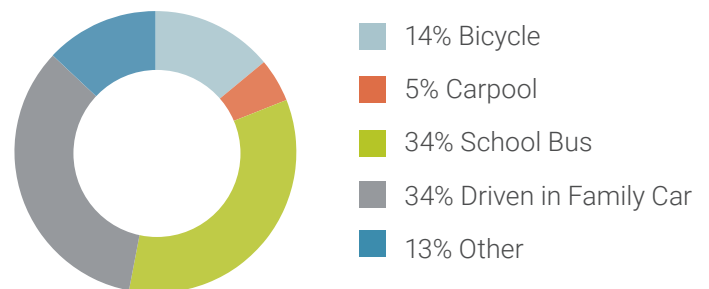


Champions

None identified



STUDENT MODE SPLIT



Travel Data Collected 2019


DEMOGRAPHICS

Enrollment: 150

Grades enrolled: 9 (2019-20), 9 to 10 (2020-21)

Less than 25% of students live within one mile or less of school

Primary Language Spoken for ESL Students



CHALLENGES AND OPPORTUNITIES

Obstacles

- Funding
- City staff support
- Community support
- Parent/caregiver support

Perceived Barriers to Walking & Biking

- None identified

EXISTING POLICIES & ACTIVITIES

SRTS Policies

- None identified

Previous SRTS Activities

- International Walk and Roll to School Day
- Bike to School Day
- Walking School Buses/Bike Trains

RECOMMENDATIONS

Priority 1

- In-class Safety Education/hands-on bicycle training
- Parent engagement and parent survey
- Work with the City of Menlo Park SRTS Program/SRTS coordinator to identify a SRTS Champion.

Priority 2

- Bike club
- Bike and skater shed
- Bike Repair Classes
- Student involvement in community around SRTS (could be tied with the community service class)

Priority 3

- Walking Safety Assessment and Infrastructure Plan
- SamTrans coordination and transit education

MENLO PARK SAFE ROUTES TO SCHOOL

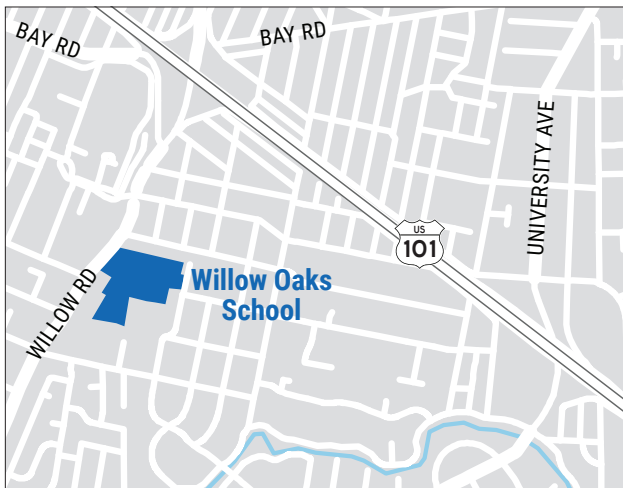
Willow Oaks School

(Closing June 2020; merging w/ Belle Haven)
Previously at 620 Willow Road, Menlo Park
Ravenswood City School District

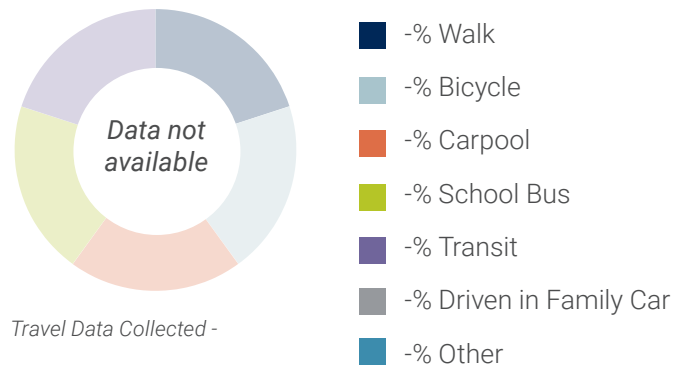


Champions

None identified,



STUDENT MODE SPLIT



DEMOGRAPHICS

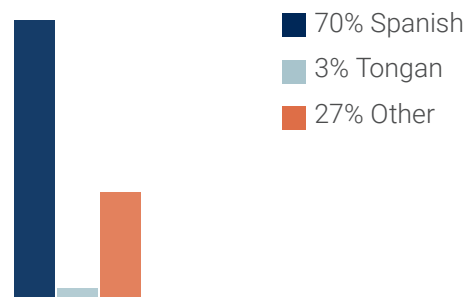
Enrollment: 416

Grades enrolled: K to 5

Approximately 25-49% of students live within one mile or less of school

78% of students receive free/reduced price meals

Primary Language Spoken for ESL Students



CHALLENGES AND OPPORTUNITIES

Obstacles

- Lack of time for limited staff to plan

Perceived Barriers to Walking & Biking

- None identified

EXISTING POLICIES & ACTIVITIES

SRTS Policies

- Bicyclists need to lock up bikes at the bike racks

Previous SRTS Activities

- None identified

RECOMMENDATIONS

Priority 1

- None identified

Priority 2

- None identified

Priority 3

- None identified

MENLO PARK SAFE ROUTES TO SCHOOL

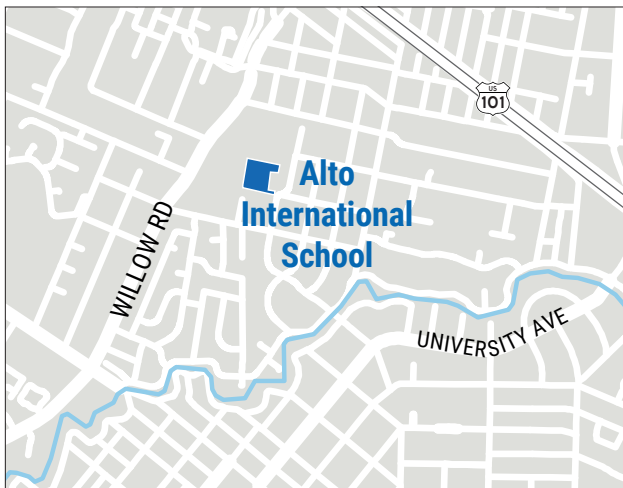
Alto International School

475 Pope Street, Menlo Park
Private School

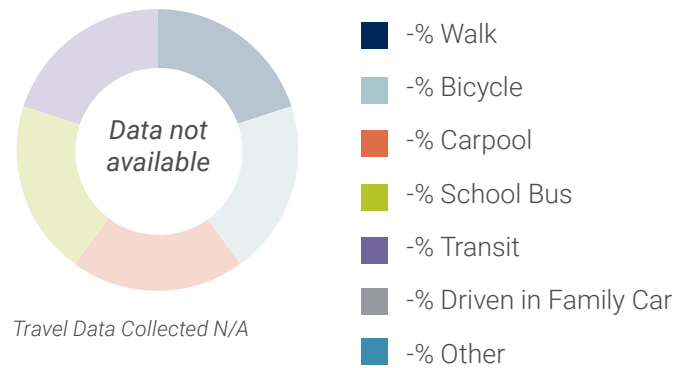


Champions

None identified



STUDENT MODE SPLIT

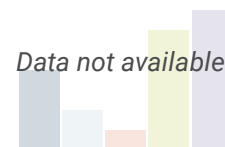


DEMOGRAPHICS

Enrollment: N/A

Grades enrolled: Pre-K to 12

Primary Language Spoken for ESL Students



CHALLENGES AND OPPORTUNITIES

Obstacles

- None identified

Perceived Barriers to Walking & Biking

- None identified

EXISTING POLICIES & ACTIVITIES

SRTS Policies

- None identified

Previous SRTS Activities

- None identified

RECOMMENDATIONS

Priority 1

- Parent trainings for drop off/ pick up procedures
- Parent engagement

Priority 2

- Carpool education and incentives

Priority 3

- Transit education

MENLO PARK SAFE ROUTES TO SCHOOL

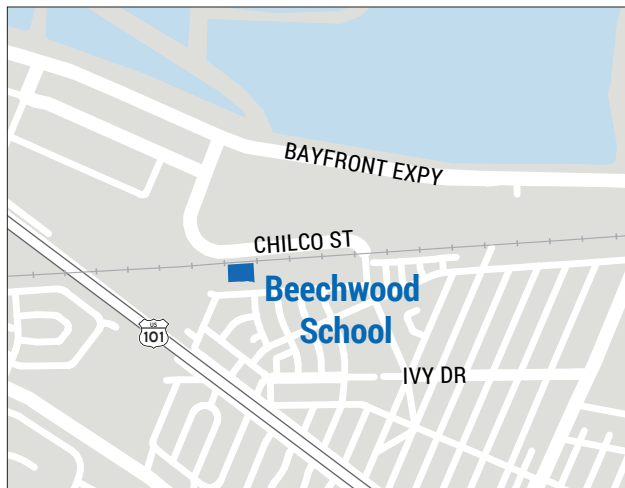
Beechwood School

50 Terminal Avenue, Menlo Park
Private School

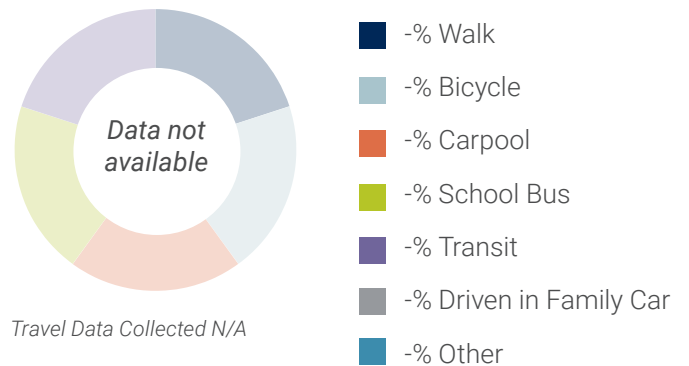


Champions

None identified



STUDENT MODE SPLIT

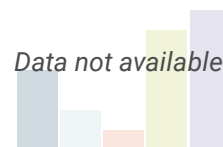


DEMOGRAPHICS

Enrollment: 170

Grades enrolled: Pre-K to 8

Primary Language Spoken for ESL Students



CHALLENGES AND OPPORTUNITIES

Obstacles

- None identified

Perceived Barriers to Walking & Biking

- None identified

EXISTING POLICIES & ACTIVITIES

SRTS Policies

- None identified

Previous SRTS Activities

- None identified

RECOMMENDATIONS

Priority 1

- Walk and Roll Day to School / Ruby Bridges Walk to School Day

Priority 2

- Student-led walking assessment in collaboration with Senior Center and Our Voice (Stanford)

Priority 3

- Pedestrian and Bicycle Education: Implement Menlo Park Pedestrian Safety Curriculum
- On-hands bicycle training

MENLO PARK SAFE ROUTES TO SCHOOL

Lydian Academy

815 El Camino Real, Menlo Park
Private School

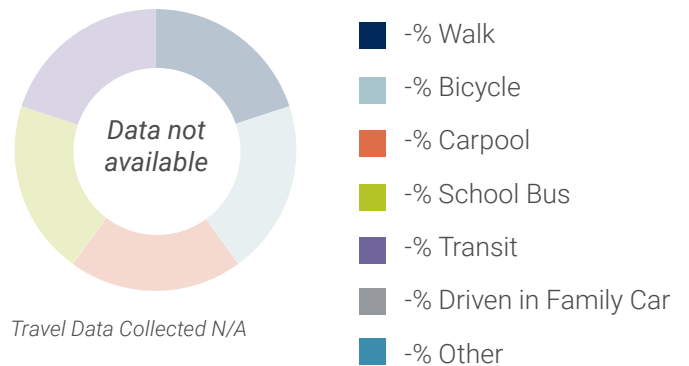


Champions

None identified



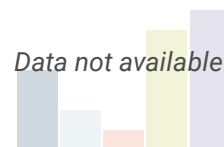
STUDENT MODE SPLIT



DEMOGRAPHICS

Enrollment: N/A
Grades enrolled: 6 to 12

Primary Language Spoken for ESL Students



CHALLENGES AND OPPORTUNITIES

Obstacles

- None identified

Perceived Barriers to Walking & Biking

- None identified

EXISTING POLICIES & ACTIVITIES

SRTS Policies

- None identified

Previous SRTS Activities

- None identified

RECOMMENDATIONS

Priority 1

- Walk and Roll to School Day
- Work with the City of Menlo Park SRTS Program/ SRTS coordinator to identify a SRTS Champion and understand the needs and interests of the school related to SRTS

Priority 2

- Work with Menlo Park SRTS and San Mateo County Office of Education SRTS to plan bicycle and pedestrian safety education activities.

Priority 3

- Promote carpooling, busing and park and walk opportunities

MENLO PARK SAFE ROUTES TO SCHOOL

Menlo School

50 Valparaiso Avenue, Atherton
Private School

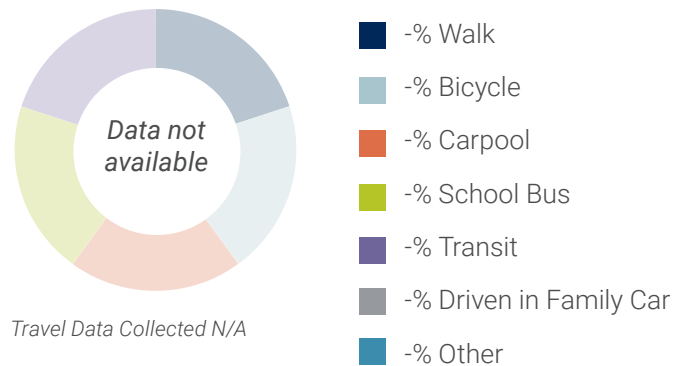


Champions

None identified



STUDENT MODE SPLIT

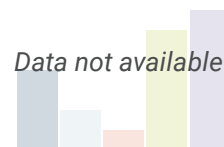


DEMOGRAPHICS

Enrollment: 795

Grades enrolled: 6 to 12

Primary Language Spoken for ESL Students



CHALLENGES AND OPPORTUNITIES

Obstacles

- None identified

Perceived Barriers to Walking & Biking

- None identified

EXISTING POLICIES & ACTIVITIES

SRTS Policies

- None identified

Previous SRTS Activities

- None identified

RECOMMENDATIONS

Priority 1

- Walk and Roll to School Day
- Work with the City of Menlo Park SRTS Program/ SRTS coordinator to identify a SRTS Champion and understand the needs and interests of the school related to SRTS

Priority 2

- Work with Menlo Park SRTS and San Mateo County Office of Education SRTS to plan bicycle and pedestrian safety education activities

Priority 3

- Promote carpooling, busing and park and walk opportunities

MENLO PARK SAFE ROUTES TO SCHOOL

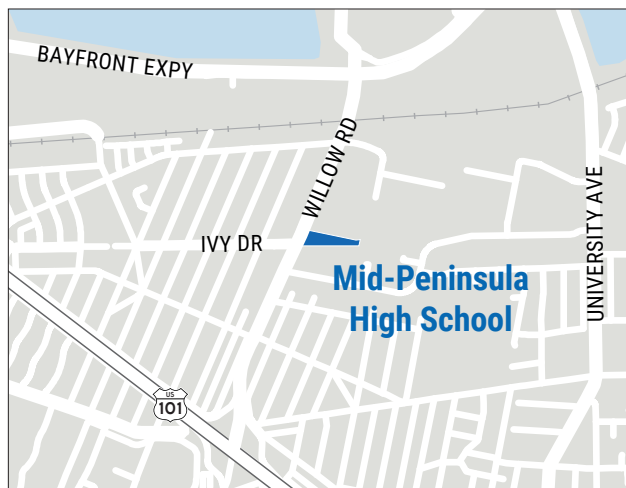
Mid-Peninsula High School

1340 Willow Road, Menlo Park
Private School

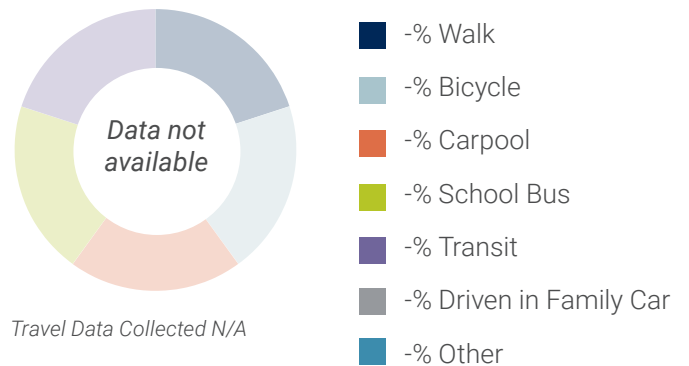


Champions

None identified



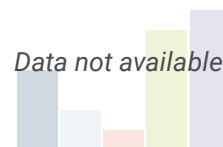
STUDENT MODE SPLIT



DEMOGRAPHICS

Enrollment: 131
Grades enrolled: 9 to 12

Primary Language Spoken for ESL Students



CHALLENGES AND OPPORTUNITIES

Obstacles

- None identified

Perceived Barriers to Walking & Biking

- None identified

EXISTING POLICIES & ACTIVITIES

SRTS Policies

- None identified

Previous SRTS Activities

- None identified

RECOMMENDATIONS

Priority 1

- Walk and Roll to School Day and competitions
- In-class bicycle and pedestrian safety education/
Safety Assembly

Priority 2

- Explore school transportation options to replace school buses (e.g. shuttles, apps, etc.)

Priority 3

- Student involvement in the community around SRTS (could start with the Environmental Club's involvement)

MENLO PARK SAFE ROUTES TO SCHOOL

Nativity Catholic School

1250 Laurel Street, Menlo Park
Private School

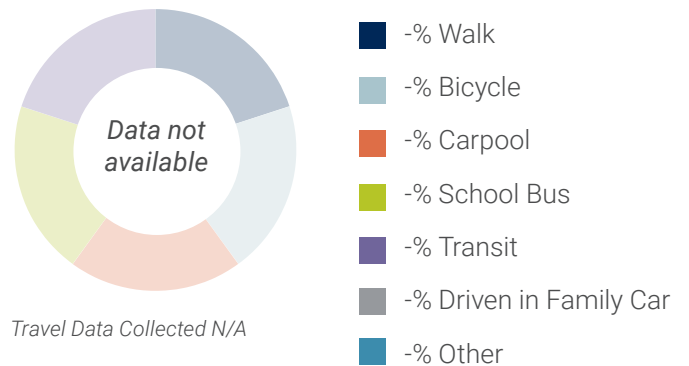


Champions

None identified



STUDENT MODE SPLIT

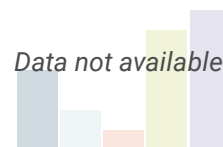


DEMOGRAPHICS

Enrollment: 300

Grades enrolled: Pre-K to 8

Primary Language Spoken for ESL Students



CHALLENGES AND OPPORTUNITIES

Obstacles

- None identified

Perceived Barriers to Walking & Biking

- None identified

EXISTING POLICIES & ACTIVITIES

SRTS Policies

- None identified

Previous SRTS Activities

- None identified

RECOMMENDATIONS

Priority 1

- Walk and Roll to School Day
- Work with the City of Menlo Park SRTS Program/ SRTS coordinator to identify a SRTS Champion and understand the needs and interests of the school related to SRTS

Priority 2

- Work with Menlo Park SRTS and San Mateo County Office of Education SRTS to plan bicycle and pedestrian safety education activities

Priority 3

- Promote carpooling, busing and park and walk opportunities

MENLO PARK SAFE ROUTES TO SCHOOL

Peninsula School

920 Peninsula Way, Menlo Park

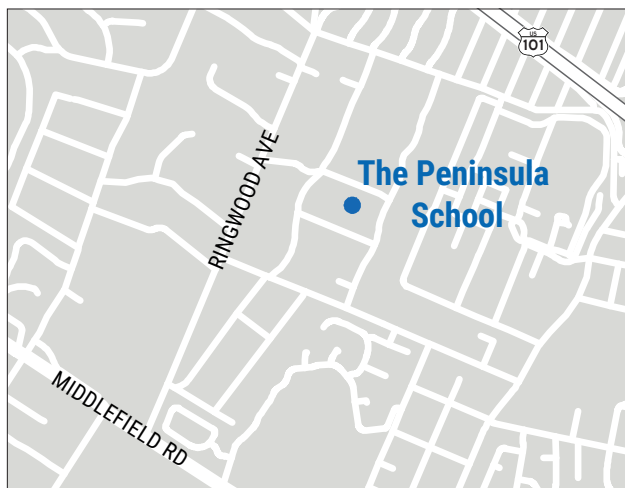
Private School



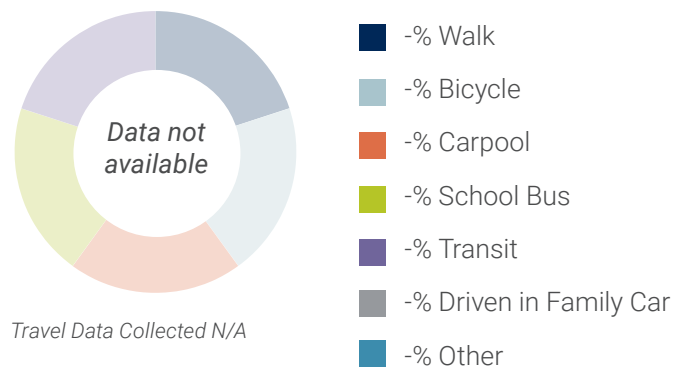
PENINSULA SCHOOL

Champions

None identified



STUDENT MODE SPLIT

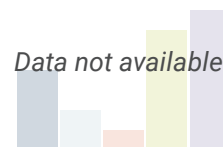


DEMOGRAPHICS

Enrollment: 252

Grades enrolled: Pre-K to 8

Primary Language Spoken for ESL Students



CHALLENGES AND OPPORTUNITIES

Obstacles

- None identified

Perceived Barriers to Walking & Biking

- None identified

EXISTING POLICIES & ACTIVITIES

SRTS Policies

- None identified

Previous SRTS Activities

- None identified

RECOMMENDATIONS

Priority 1

- Walk and Roll to School Day
- Work with the City of Menlo Park SRTS Program/ SRTS coordinator to identify a SRTS Champion and understand the needs and interests of the school related to SRTS

Priority 2

- Work with Menlo Park SRTS and San Mateo County Office of Education SRTS to plan bicycle and pedestrian safety education activities

Priority 3

- Promote carpooling, busing and park and walk opportunities

MENLO PARK SAFE ROUTES TO SCHOOL

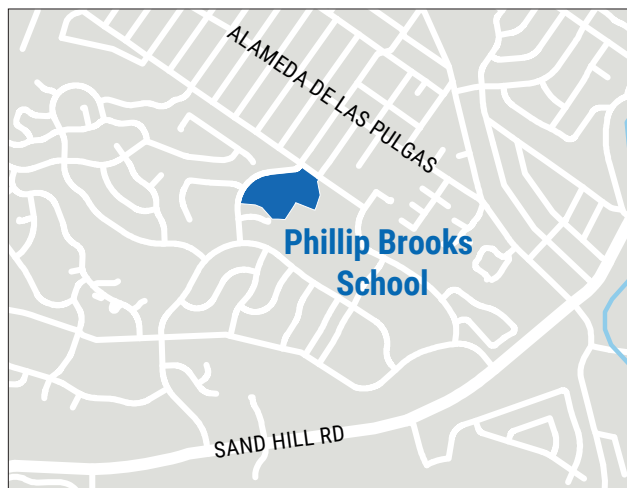
Phillips Brooks School

2245 Avey Avenue, Menlo Park
Private School

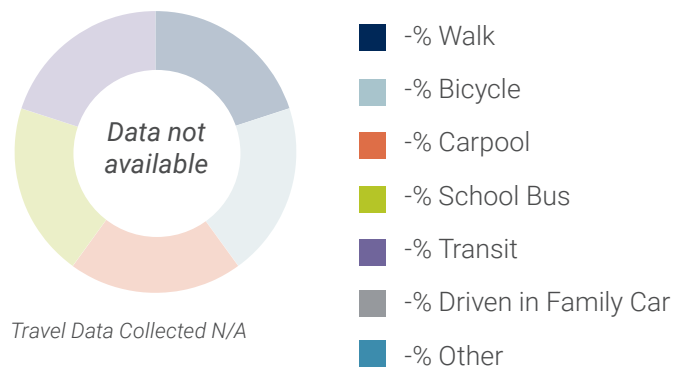


Champions

None identified



STUDENT MODE SPLIT

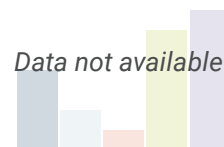


DEMOGRAPHICS

Enrollment: N/A

Grades enrolled: Pre-K to 5

Primary Language Spoken for ESL Students



CHALLENGES AND OPPORTUNITIES

Obstacles

- None identified

Perceived Barriers to Walking & Biking

- None identified

EXISTING POLICIES & ACTIVITIES

SRTS Policies

- None identified

Previous SRTS Activities

- None identified

RECOMMENDATIONS

Priority 1

- Walk and Roll to School Day
- Work with the City of Menlo Park SRTS Program/ SRTS coordinator to identify a SRTS Champion and understand the needs and interests of the school related to SRTS

Priority 2

- Work with Menlo Park SRTS and San Mateo County Office of Education SRTS to plan bicycle and pedestrian safety education activities

Priority 3

- Promote carpooling, busing and park and walk opportunities

MENLO PARK SAFE ROUTES TO SCHOOL

Sacred Heart Schools

150 Valparaiso Avenue, Atherton
Private School

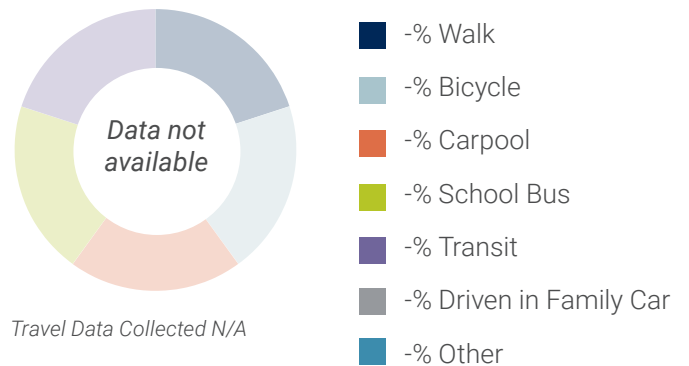


Champions

None identified




STUDENT MODE SPLIT



DEMOGRAPHICS

Enrollment: 1,186
Grades enrolled: Pre-K to 12

Primary Language Spoken for ESL Students



CHALLENGES AND OPPORTUNITIES

Obstacles

- None identified

Perceived Barriers to Walking & Biking

- None identified

EXISTING POLICIES & ACTIVITIES

SRTS Policies

- None identified

Previous SRTS Activities

- None identified

RECOMMENDATIONS

Priority 1

- Improve carpool education and incentives as part of school pick-up and drop-off procedures
- Bicycle and pedestrian safety education

Priority 2

- Walk and Roll to School Day
- Improve bike parking

Priority 3

- School staff/student involvement in the community around SRTS (e.g. Menlo Park SRTS Task Force)

MENLO PARK SAFE ROUTES TO SCHOOL

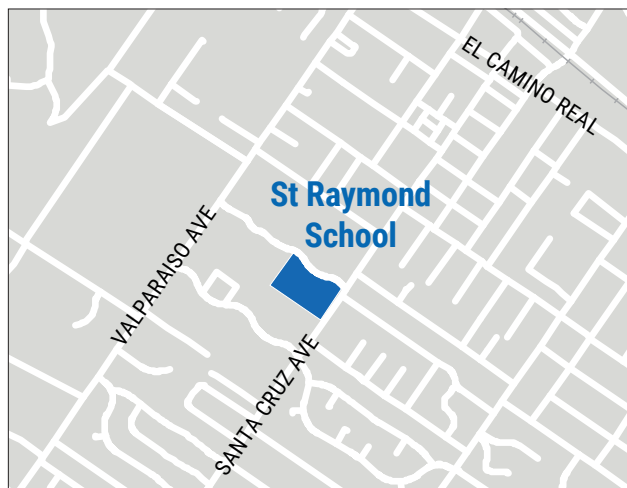
St. Raymond School

1211 Arbor Road, Menlo Park
Private School

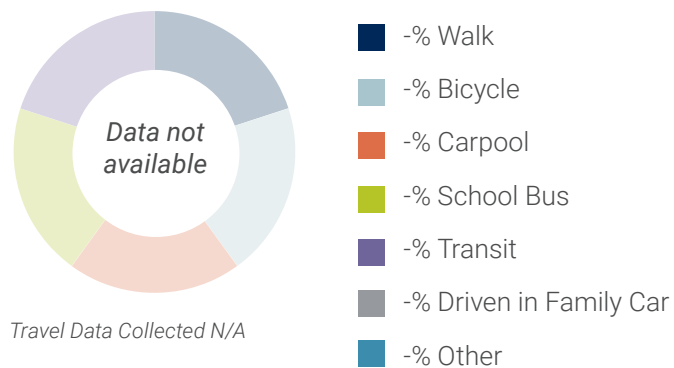


Champions

None identified



STUDENT MODE SPLIT

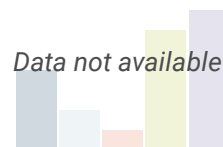


DEMOGRAPHICS

Enrollment: N/A

Grades enrolled: Pre-K to 8

Primary Language Spoken for ESL Students



CHALLENGES AND OPPORTUNITIES

Obstacles

- None identified

Perceived Barriers to Walking & Biking

- None identified

EXISTING POLICIES & ACTIVITIES

SRTS Policies

- None identified

Previous SRTS Activities

- None identified

RECOMMENDATIONS

Priority 1

- Walk and Roll to School Day
- Work with the City of Menlo Park SRTS Program/ SRTS coordinator to identify a SRTS Champion and understand the needs and interests of the school related to SRTS

Priority 2

- Work with Menlo Park SRTS and San Mateo County Office of Education SRTS to plan bicycle and pedestrian safety education activities

Priority 3

- Promote carpooling, busing and park and walk opportunities

MENLO PARK SAFE ROUTES TO SCHOOL

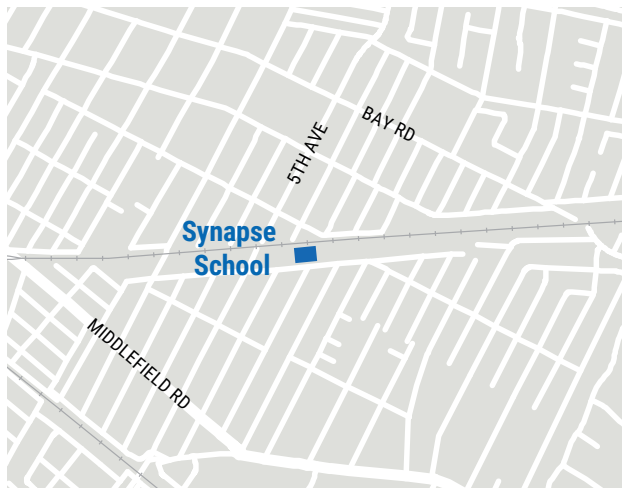
Synapse School

3375 Edison Way, Menlo Park
Private School

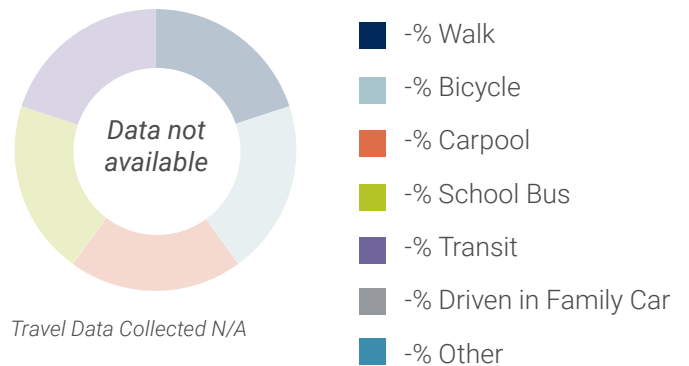


Champions

None identified



STUDENT MODE SPLIT

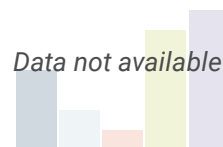


DEMOGRAPHICS

Enrollment: 260

Grades enrolled: K to 8

Primary Language Spoken for ESL Students



CHALLENGES AND OPPORTUNITIES

Obstacles

- None identified

Perceived Barriers to Walking & Biking

- None identified

EXISTING POLICIES & ACTIVITIES

SRTS Policies

- None identified

Previous SRTS Activities

- None identified

RECOMMENDATIONS

Priority 1

- Walk and Roll to School Day
- Work with the City of Menlo Park SRTS Program/ SRTS coordinator to identify a SRTS Champion and understand the needs and interests of the school related to SRTS

Priority 2

- Work with Menlo Park SRTS and San Mateo County Office of Education SRTS to plan bicycle and pedestrian safety education activities

Priority 3

- Promote carpooling, busing and park and walk opportunities

MENLO PARK SAFE ROUTES TO SCHOOL

Trinity School

2650 Sand Hill Road, Menlo Park
Private School

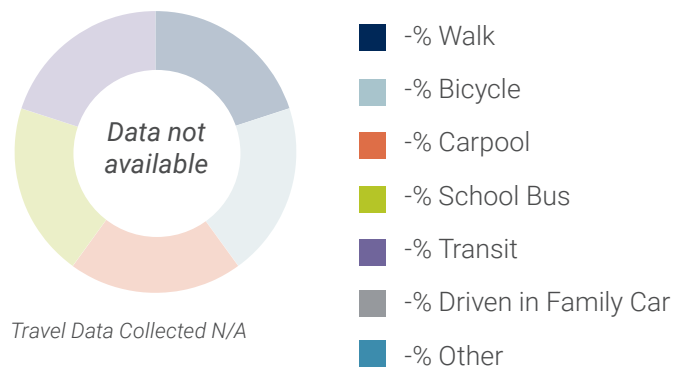


Champions

None identified



STUDENT MODE SPLIT




DEMOGRAPHICS

Enrollment: N/A

Grades enrolled: Pre-K to 5

Primary Language Spoken for ESL Students



CHALLENGES AND OPPORTUNITIES

Obstacles

- None identified

Perceived Barriers to Walking & Biking

- None identified

EXISTING POLICIES & ACTIVITIES

SRTS Policies

- None identified

Previous SRTS Activities

- None identified

RECOMMENDATIONS

Priority 1

- Walk and Roll to School Day
- Work with the City of Menlo Park SRTS Program/ SRTS coordinator to identify a SRTS Champion and understand the needs and interests of the school related to SRTS

Priority 2

- Work with Menlo Park SRTS and San Mateo County Office of Education SRTS to plan bicycle and pedestrian safety education activities

Priority 3

- Promote carpooling, busing and park and walk opportunities

The Menlo Park Safe Routes to School Program is a partnership between the City of Menlo Park, Las Lomas Elementary School District, Menlo Park City School District, Ravenswood City School District, Sequoia Union High School District, private schools, and local community stakeholders.