

















MENLO PARK SAFE ROUTES TO SCHOOL

RUBY BRIDGES BINGO



<p>Listen to the song "Walk to School Like Ruby Did"</p> 	<p>Check your school Walk and Roll map and test your safe route to school</p> <p>menlopark.gov/ saferoutestoschool</p>	<p>Write a letter of encouragement to Ruby</p> 	<p>Participate in Ruby Bridges Walk to School Day in November</p>	<p>Teach someone the ABC Quick Check</p> 
<p>Look for "sharrow" signs in your neighborhood</p> 	<p>Learn how you can be visible at night while walking and rolling</p> 	<p>Teach someone how to cross the street safely</p> 	<p>Create your own traffic playground</p> <p>trafficgardens.com/ fun-at-home</p>	<p>Learn more about Ruby with these flashcards</p> 
<p>Take a photo of something you wear while walking to school in winter</p>	<p>Follow along with the story of Ruby Bridges</p> 		<p>Learn more about rules of the road and complete the Menlo Park Walk & Roll Activity Book</p>	<p>Help a friend with a helmet fitting</p> 
<p>Practice your hand signals</p>  <p>Right Slow or Stop Left</p>	<p>Draw a picture of you walking or rolling to school while it's dark out</p>	<p>Talk to your family/friends about Ruby's story</p> 	<p>Tell an adult about the Dutch reach method ("anti-dooring")</p> 	<p>Spot 15 mph signs near schools</p>
<p>Draw a picture of Ruby walking to school</p> 	<p>Review the rhyming safety tips to cross the street:</p> <p>Stop, look left-right- left, and listen</p>	<p>Watch a video about Ruby</p> 	<p>Create a walk & roll winter outfit using bright colors and reflectors</p> 	<p>Learn about Brown v. Board of Education</p> 