



SAFE ROUTES TO SCHOOL

Task Force Meeting

December 16th, 2021

SRTS TASK FORCE'S OBJECTIVES

SRTS Task Force is a space to share information/ideas on SRTS, engage the community around SRT, partner on events and activities and support schools and school districts in the implementation of the strategy.

Roles

- Define and collaborate on objectives, goals, and milestones for the Menlo Park SRTS program;
- Help organize or support different tasks and activities; and
- Be a liaison to share information and market the program to your school community.

AGENDA

1. Introductions
2. School Updates
3. Safe Routes to School Program Updates
4. Traffic and Safety Updates
5. City Project Updates
6. Announcements



1) INTRODUCTIONS

INTRODUCTIONS

- Name
- Agency / Organization



2) SCHOOL UPDATES

SCHOOL UPDATES

- Fall SRTS events
- SRTS-related priorities



3) SRTS PROGRAM UPDATES

SRTS PROGRAM UPDATES

Fall Events

- 2 helmet giveaway events in the Belle Haven neighborhood (October 6 and November 17, 2021)
- Ruby Bridges Walk to School Day, Nov 17
 - Student Contest and Raffle
 - Walk to School





PROGRAM EVALUATION



180

Students that participated in Ruby Bridges Walk to School Day 2020

- 74% of students walked/rolled to school
- 25% of students walked/rolled around their neighborhood

11

Parent or staff champions at seven public schools

179

Responses collected from the survey and Public Input Map on safety near schools

50

Kid bike helmets donated in the Belle Haven neighborhood, thanks to a generous donation from Lucile Packard Children's Hospital/Safe Kids.

2020-21 SRTS Annual Report

In 2020-2021:

- More Families Walk and Bike (Survey on Menlo Park Streets)
- Virtual and In-person SRTS Events
- Public Input Map/Community Meetings

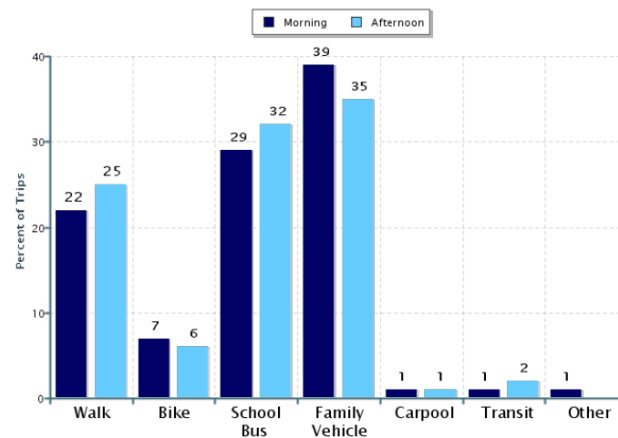
PROGRAM EVALUATION



Mode Share (%) Las Lomitas School District 2021

- La Entrada Middle
- Las Lomitas Elementary

Morning and Afternoon Travel Mode Comparison



Morning and Afternoon Travel Mode Comparison

	Number of Trips	Walk	Bike	School Bus	Family Vehicle	Carpool	Transit	Other
Morning	1228	22%	7%	29%	39%	0.8%	0%	0.7%
Afternoon	1068	25%	6%	32%	35%	0.8%	0%	2%

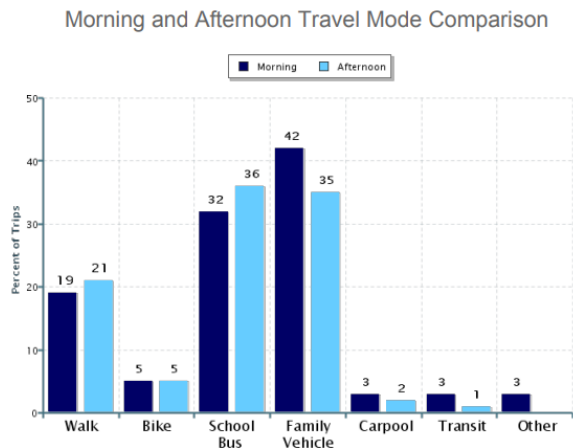
Percentages may not total 100% due to rounding.

PROGRAM EVALUATION



Mode Share (%) Las Lomitas School District 2019

- La Entrada Middle
- Las Lomitas Elementary



Morning and Afternoon Travel Mode Comparison

	Number of Trips	Walk	Bike	School Bus	Family Vehicle	Carpool	Transit	Other
Morning	1233	19%	5%	32%	42%	3%	0%	0%
Afternoon	1231	21%	5%	36%	35%	2%	0%	1%

Percentages may not total 100% due to rounding.

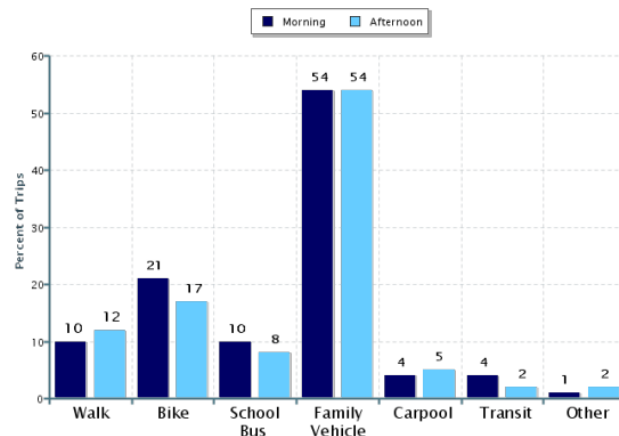
PROGRAM EVALUATION



Mode Share (%) Menlo Park City School District 2021

- Encinal Elementary
- Hillview Middle
- Laurel School Upper and Lower
- Oak Knoll Elementary

Morning and Afternoon Travel Mode Comparison



Morning and Afternoon Travel Mode Comparison

	Number of Trips	Walk	Bike	School Bus	Family Vehicle	Carpool	Transit	Other
Morning	1261	10%	21%	10%	54%	4%	0%	0.6%
Afternoon	665	12%	17%	8%	54%	5%	2%	2%

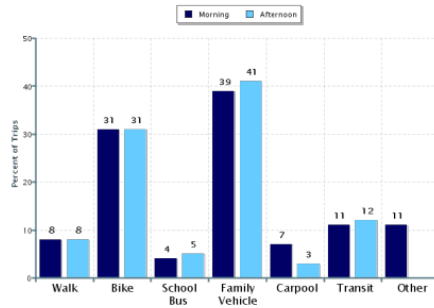
Percentages may not total 100% due to rounding.

PROGRAM EVALUATION

Mode Share (%) Menlo Park City School District

Hillview Middle 2019

Morning and Afternoon Travel Mode Comparison



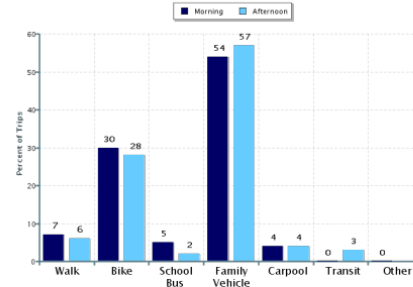
Morning and Afternoon Travel Mode Comparison

	Number of Trips	Walk	Bike	School Bus	Family Vehicle	Carpool	Transit	Other
Morning	236	8%	31%	4%	39%	7%	11%	0%
Afternoon	237	8%	31%	5%	41%	3%	12%	0%

Percentages may not total 100% due to rounding.

Oak Knoll Elementary 2020

Morning and Afternoon Travel Mode Comparison



Morning and Afternoon Travel Mode Comparison

	Number of Trips	Walk	Bike	School Bus	Family Vehicle	Carpool	Transit	Other
Morning	765	7%	30%	5%	54%	4%	0.3%	0%
Afternoon	759	8%	28%	2%	57%	4%	3%	0%

Percentages may not total 100% due to rounding.

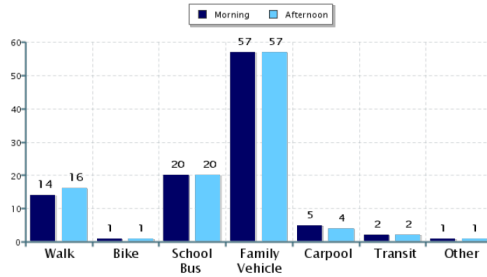
PROGRAM EVALUATION

Mode Share (%) Ravenswood City School District



Belle Haven Elementary 2021

Morning and Afternoon Travel Mode Comparison



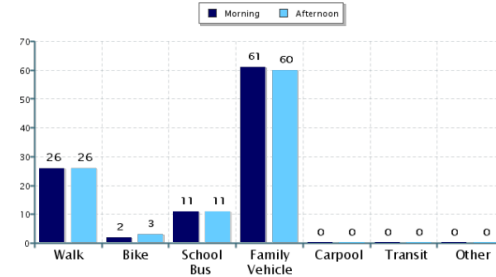
Morning and Afternoon Travel Mode Comparison

	Number of Trips	Walk	Bike	School Bus	Family Vehicle	Carpool	Transit	Other
Morning	536	14%	1%	20%	57%	5%	2%	1%
Afternoon	528	16%	1%	20%	57%	4%	2%	0.8%

Percentages may not total 100% due to rounding.

2020

Morning and Afternoon Travel Mode Comparison



Morning and Afternoon Travel Mode Comparison

	Number of Trips	Walk	Bike	School Bus	Family Vehicle	Carpool	Transit	Other
Morning	363	26%	2%	11%	61%	0.3%	0%	0%
Afternoon	362	26%	3%	11%	60%	0%	0%	0%

Percentages may not total 100% due to rounding.



SCHOOL SRTS CHAMPION



Roles

- Work with SRTS coordinator to implement encouragement and education activities at the school
- Promote the SRTS program, support bike/ped education
- Build volunteer capacity at the school

How to recruit and engage more parents in the SRTS program?



SCHOOL SRTS CHAMPION

Walk n Roll Toolkit

Includes tips and ideas to plan a SRTS event at school, poster and newsletter templates



Steps to Plan School-Based Walk & Roll Events

This guide offers strategies for both Walk and Bike to School Days by referring to them as Walk & Roll days. 'Roll' can be used instead of 'Bike' to:

- Better include students and family members who may use rolling mobility devices, such as wheelchairs or specialized scooters, to get around.
- Extend participation to students who would prefer to bike, scooter, or skateboard, as allowed by school or district policy.
- Promote other shared modes, such as carpooling with other families or taking the bus, to include students who may need to 'roll' to school using a vehicle while using transportation options that support the environmental and social goals of the event.

WHO PLANS WALK & ROLL?

Anyone can be the Walk & Roll to School Day event champion! But make sure to ask your school's principal for permission and follow any district requirements for volunteers.

Individuals directly involved in the school community are often the event champions, including: PTA members, parent volunteers, PE teachers, school nurses, and/or school administration.

Other event champions could include city or school district staff, or a local non-profit.

This guide is written for anyone who is leading or involved in planning Walk & Roll to School Day activities.



HOW TO PLAN WALK & ROLL?

Follow these five easy steps for a successful Walk & Roll to School Day:

1. **IDENTIFY A DATE** and coordinate with the school.
2. **RECRUIT** community partners and volunteers.
3. **PLAN** the event day logistics.
4. **PROMOTE** the event.
5. **FOLLOW UP** and thank all volunteers and partners after the event.

4) TRAFFIC AND SAFETY UPDATES



5) CITY PROJECT UPDATES



CITY PROJECT UPDATES



Sharon Road Sidewalk Project

- A recent settlement agreement was reached by the City and Residents of 2100 Block Sharon Rd.
- December 7th Council Meeting approved the final improvements to finalize the construction documents.

Belle Haven Neighborhood Traffic Management Plan

- Permanent installation approved Sept 14, 2021



Belle Haven Neighborhood Traffic Management Plan



CITY PROJECT UPDATES

Garwood Way Left Turn Restrictions

- Restricts left turns from Merrill onto Oak Grove, and Garwood onto Oak Grove

Willow Road resurfacing

- From Bay to Middlefield completed last month
- Includes new speed feedback signs, clearer marked bike lanes





6) ANNOUNCEMENTS



THANK YOU!