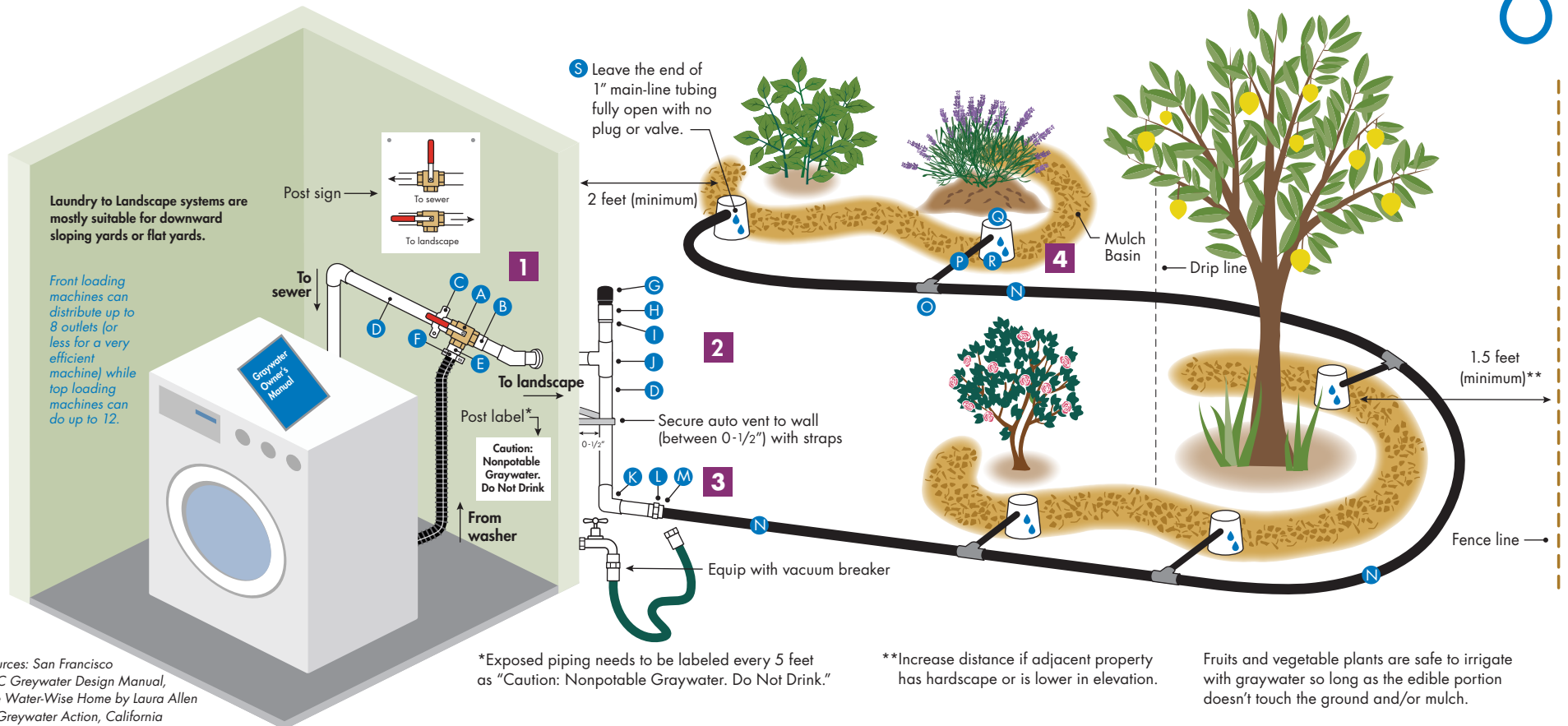


Laundry to Landscape: Graywater System Example



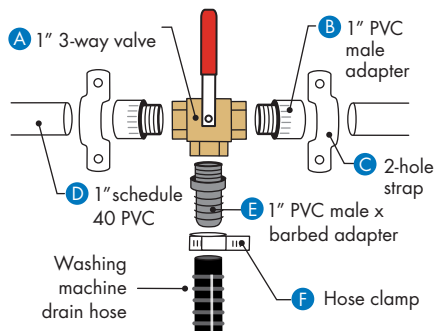
Sources: San Francisco PUC Greywater Design Manual, The Water-Wise Home by Laura Allen of Greywater Action, California Plumbing Code 2016 (Chapter 15)

*Exposed piping needs to be labeled every 5 feet as "Caution: Nonpotable Graywater. Do Not Drink."

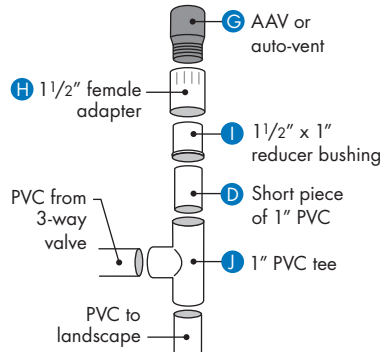
**Increase distance if adjacent property has hardscape or is lower in elevation.

Fruits and vegetable plants are safe to irrigate with graywater so long as the edible portion doesn't touch the ground and/or mulch.

1 Diverter (3-way) Valve

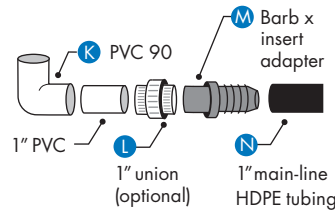


2 Auto Vent

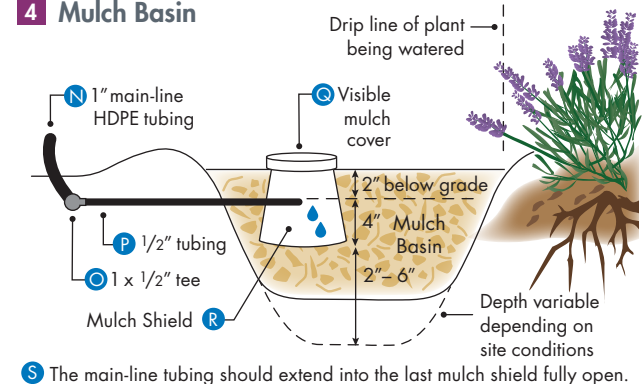


3 System Clean-out

This facilitates flushing clogs out of the landscape side of the system



4 Mulch Basin



This diagram is not drawn to scale and is provided for reference purposes only. It is your responsibility to properly design, install, maintain, and use your laundry to landscape graywater system (graywater system). If you are unsure of the intricacies of your plumbing system or how to properly design or install a graywater system, please consult with a professional. The District does not accept any liability and responsibility for any direct, special, indirect or consequential loss or damage whatsoever arising out of or in connection with providing you with access to this diagram.

Laundry to Landscape: Graywater System Example Parts List

To jump-start planning your graywater laundry to landscape project, this handout provides an example parts list and system diagram. To protect your property, neighbors, and the environment, you'll need to seek out additional information for proper system design. As each system varies based on the home and landscape, the final system you install may require fewer or more or slightly different components than depicted. This handout is provided for illustrative purposes only.

For more information, please contact the Water Conservation Hotline at (408) 630-2554. Any available rebates are provided on a first-come, first-served basis and are not provided retroactively. For additional resources, please go to www.valleywater.org/GraywaterRebate.aspx.

1 Diverter (3-Way) Valve

1" Brass 3-Way Valve (Diverter Valve)
Avg. Qty: 1



1" PVC Male Adapter (Slip x Male Pipe Thread)
Avg. Qty: 2



1- OR 2- Hole Straps
Avg. Qty: 2 or as needed



1" PVC Schedule 40
Avg. Qty: approx. 10-30'



1" Barbed x 1" Male Pipe Thread
Avg. Qty: 1



Note: To connect to the diverter valve, smaller washer drain hoses may need a 3/4" Barbed x 3/4" Male Pipe Thread with a 1" x 3/4" PVC Threaded Bushing

1/2" x 1/4" Hose Clamp Stainless Steel
Avg. Qty: 1



2 Auto Vent

Auto Vent (In-Line Vent or AAV)
Avg. Qty: 1




1 1/2" PVC Adapter (Slip x Female Pipe Thread)
Avg. Qty: 1



1 1/2" x 1" PVC Bushing
Avg. Qty: 1



1" PVC Tee
Avg. Qty: 1



Install at least 6 inches above top of clothes washer in an accessible, visible location

3 System Clean-Out

1" PVC 90 or 45
Avg. Qty: approx. 1-4



Vacuum Breaker
Avg. Qty: 1



1/2" PVC Slip x Female Hose Thread or 1" Barb x Female Hose Thread
Avg. Qty: 1 (optional)



1/2" PVC Slip - insert in Union (L) or 1" Barb - insert in HDPE Tubing (N)

1" PVC Union
Avg. Qty: 1 (optional)



1" Barb x Insert Adaptor
Avg. Qty: 1



1" main-line HDPE Tubing
Avg. Qty: approx. 5-100'




4 Mulch Basin: Graywater Outlets

1" x 1/2" Barbed Reducing Tee
Avg. Qty: 0-11



1/2" PE Tubing
Avg. Qty: approx. 0-20'



Note:
Inner Diameter: 0.6" x Outer Diameter: 0.7"

1/2" Barbed Full-Port Ball Valve
Avg. Qty: 0-4



Visible Mulch Cover
Avg. Qty: 1-12



Mulch Shield (7" irrigation valve box)
Avg. Qty: 1-12



Wood Chip or Bark Mulch (1/2"-3/4" chips)
Avg. Qty: project dependent



*Mulch can vary in appearance by color, texture, and source material

Additional Parts and Suggested Tools

1" PVC Coupling
Avg. Qty: As needed



1" Barbed Tee or Coupling
Avg. Qty: As needed



Garden Staples
Avg. Qty: As needed



Caulking
Avg. Qty: 1



PVC Industrial Grade Glue
Avg. Qty: 1/2 pint



Pipe Thread or Teflon Tape
Avg. Qty: 1 roll



PVC Cutter
Avg. Qty: 1



Channel Locks
Avg. Qty: 1

