
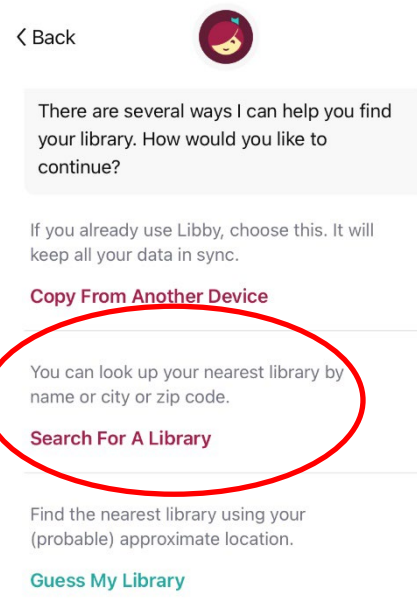
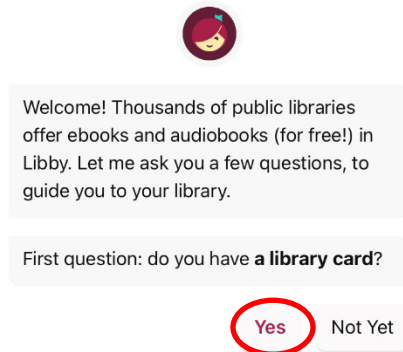


# Libby by Overdrive eBooks and eAudiobooks on phones and tablets

Install free **Libby by Overdrive** app  
from the Apple App Store or Google Play

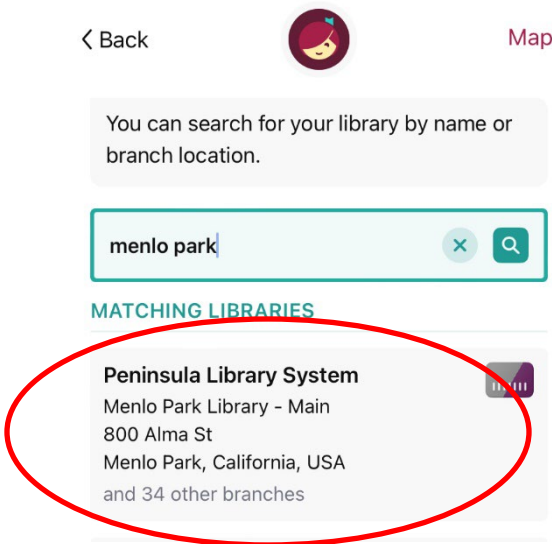


Open app and answer the introductory messages:








Type **Menlo Park** and  
Click **Peninsula Library System** when it appears;

Next, select  
**Sign in With My Card**



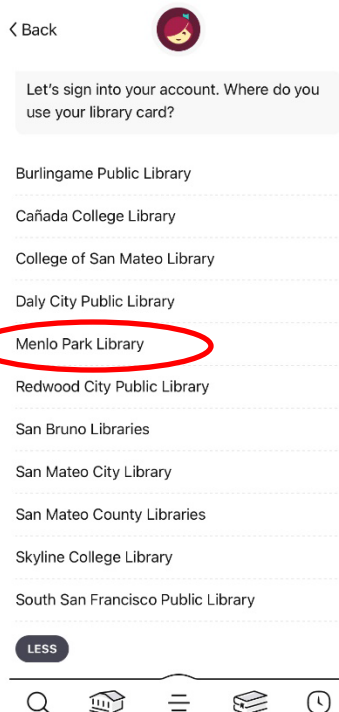
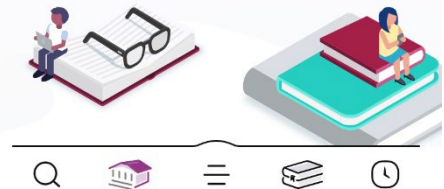
Peninsula Library System  
Your Library. Always Open.

 newest  popular   
random  available now 66k

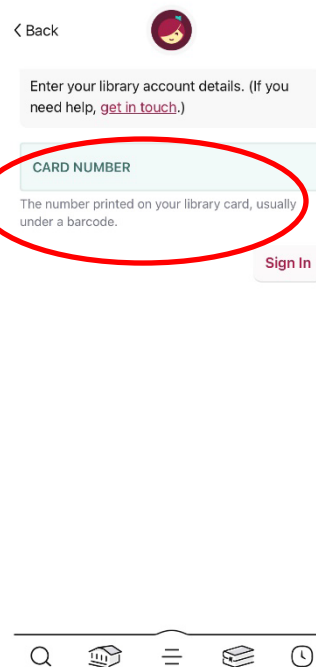
 Add a library card for **Peninsula Library System** so you can borrow titles and place holds.

**Sign In With My Card**

I Would Like A Card




Select Menlo Park  
Library and enter  
your library card  
number.



< Back



Okay, you're signed in! Here is your library card.



Rename Card

Next

You are signed in and ready to browse!

newest ↑ popular ↑  
random ↑ available now 66k

If you prefer to read with Kindle, we can open books directly to your Kindle device or Kindle app.

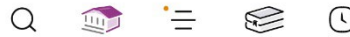
Yes, I Read With Kindle

Skip

If you are a Kindle user, you can select this option,

If you prefer to read in the Libby App, chose SKIP.

Read with Kindle



Tap here to **search** for titles.



Tap here to open the library collection you were most recently browsing.



Tap here to see your **shelf**: loans, holds, and tags for all your libraries.



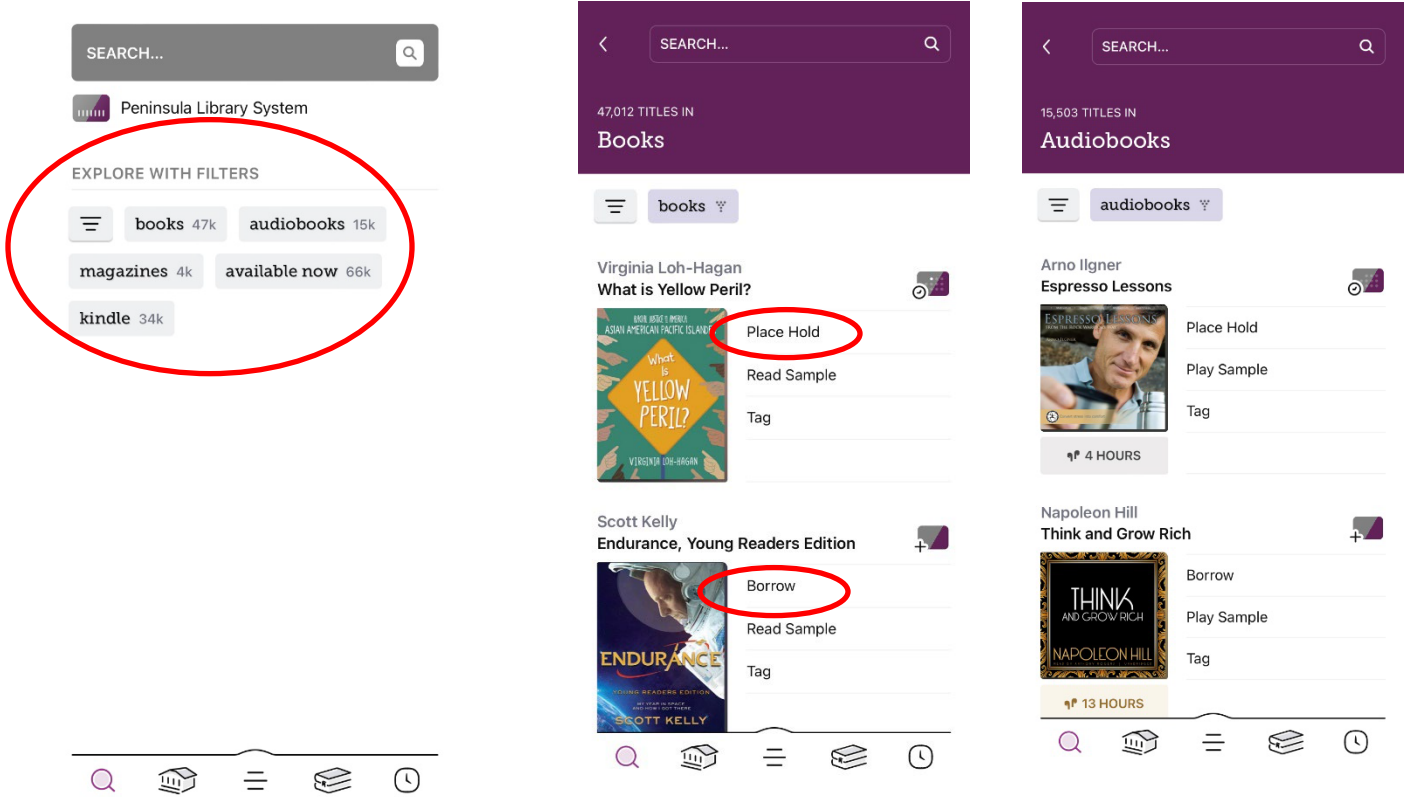
Tap here to view your **timeline** of due dates and more.

- This is the **menu** tab. Here you can:
- Tap **Manage Notifications** to change your notification settings. Once set up, in-app notifications appear at the top of the menu.
- Tap a library (under "Your Libraries") to browse their collection. Your active library has a star on the library card next to its name:



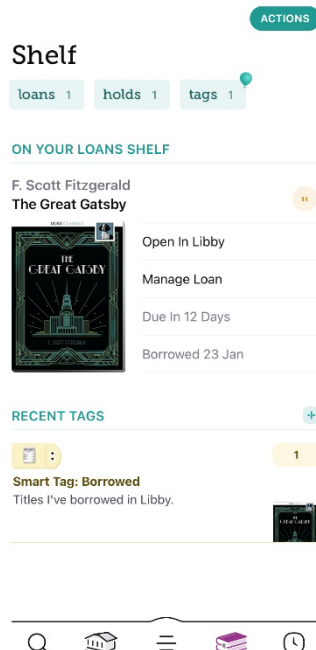
- Tap **Manage Cards** (under "Your Libraries") to see, rename, verify, or remove your saved library cards.
- Tap **Add Library** to find another library.
- Tap **Get Some Help** to search for answers to your questions, find solutions to common problems, or suggest an idea.
- Tap **Take Our Survey** to answer a quick survey about Libby.
- Tap **Settings** to customize your experience in Libby.

Choose ways to refine your search. You don't have to type in a Title or Creator, you can simply select books, audiobooks, magazines, etc.



View your search results. Audiobooks will have an earphone icon. Click **borrow** to check out an item, or **place hold** if it's unavailable.

Once you borrow an item, it will automatically download to the Libby app, and appear on your "Shelf" where you can view your active loans.



Now you're to start reading! Enjoy!